

# What is included?

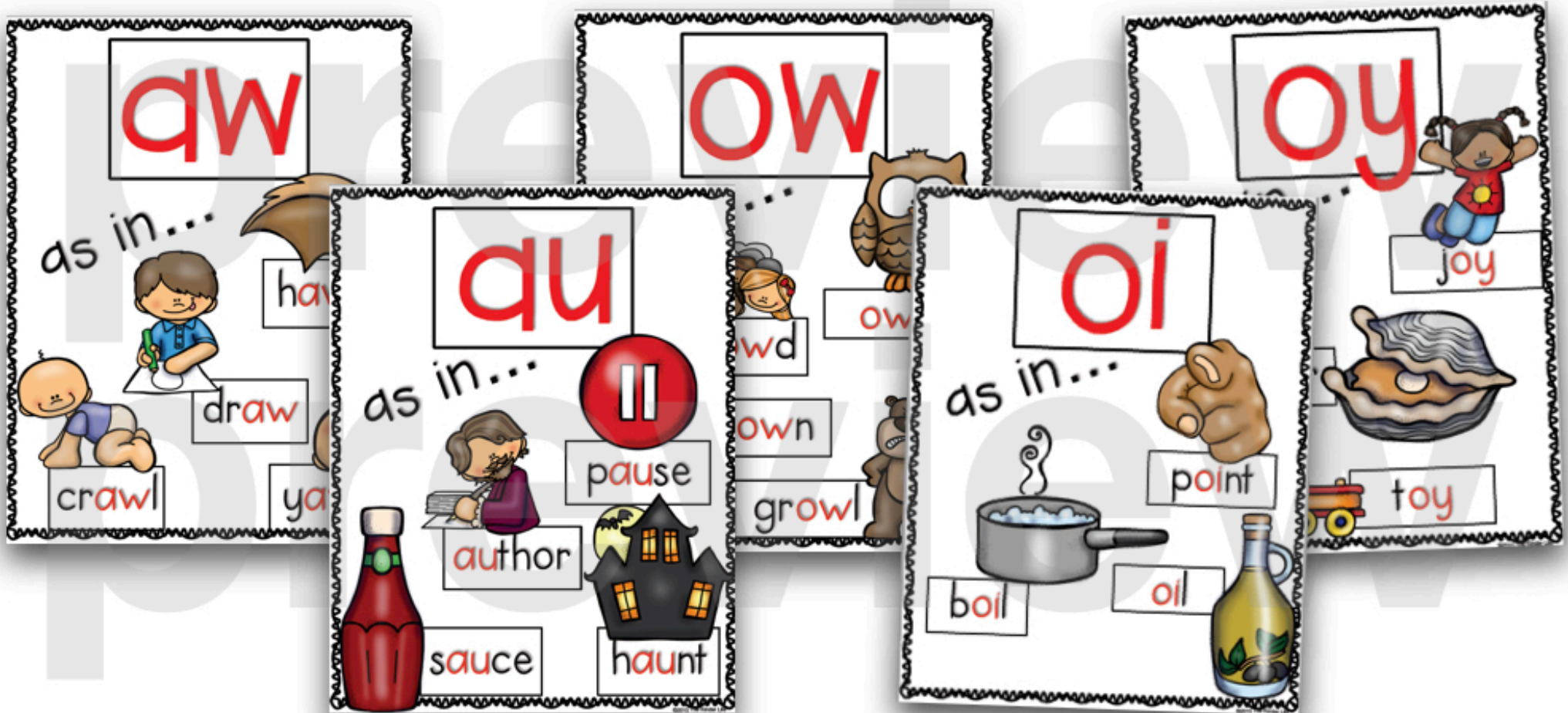
This DIPHTHONGS AW, AU, OI, OY, OW, EW, AW, OO pack includes the following activities:

- a SCOOT task card game
  - Brain Bubbles pack
  - Roll, Read, and Cover Games
  - Identify and Sort pack
  - Read and Highlight pack
  - Fast Fluency pack
  - Comprehension Stories
  - Suitcase Superstar
- Progress Map



# DIPHTHONGS: AW, AU, OI, OY, OW, EW, AW, OO PHONICS POSTERS


USE THESE TO INTRODUCE THESE SOUNDS AND THEN HANG THEM IN YOUR CLASSROOM.



# A TASK CARD GAME

USING EACH TASK CARD, STUDENTS WILL IDENTIFY THE CORRECT WORD THAT MATCHES THE PICTURE AND WRITE THE ANSWER ON THE RECORDING SHEET IN THE MATCHING NUMBERED BOX.

\*Can be played as many times as desired

 **Diphthongs "au", "aw", "oi", "oy", "ou", "ow", "oo", & "ew" SCOOT**  
Using the number task cards, write the correct word to match each picture in the corresponding number box.

1	2	3
4	5	6
7	8	9
10	11	12
13	14	15
16	17	18

©2015 The Kinder Life











# BRAIN BUBBLES









STUDENTS WILL COLOR IN THE MATCHING DIPHTHONG CIRCLE AND THEN WRITE THE FULL WORD ON THE RIGHT.

## - 7 PAGES -









**Brain Bubbles: Identifying Diphthongs**  
Identify the diphthong in each word by coloring in the correct circle and then write the word on the right.

	Bubble It	Write It
	j (oy) (ew) el	
	cr (aw) (oo) l	
	h (au) (ow) nt	
	st (oo) (oi) l	
	m (oo) (oy) n	
	l (aw) (oo) p	
	s (ew) (au) ce	
	scr (oi) (ew)	

**Brain Bubbles: Identifying Diphthongs**  
Identify the diphthong in each word by coloring in the correct circle and then write the word on the right.

	Bubble It	Write It
	sc (oy) (oo) p	
	t (oo) (au) l	
	h (oo) (oi) d	
	g (ow) (ew) n	
	scr (oy) (ew)	
	b (oo) (oi) k	
	cl (ow) (oi) n	
	bl (au) (ew)	

**Brain Bubbles: Identifying Diphthongs**  
Identify the diphthong in each word by coloring in the correct circle and then write the word on the right.

	Bubble It	Write It
	l (au) (oi) nch	
	sh (oo) (aw) l	
	f (au) (oi) l	
	cowb (ew) (oy)	
	j (oy) (aw)	
	p (oi) (oo) nt	
	(oy) (au) tumn	
	h (aw) (ew) k	

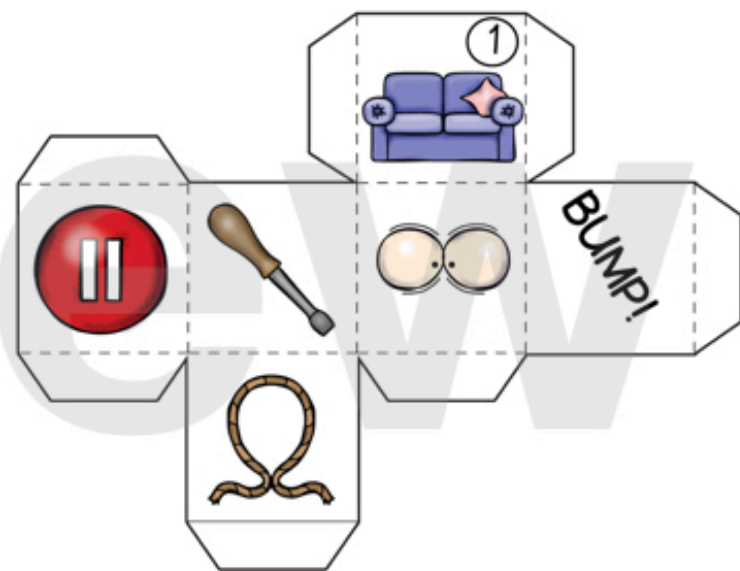
# ROLL, READ, AND COVER GAMES

PARTNERS WILL ROLL THE DICE AND COVER THE BOARD. PLAYERS CAN "BUMP" ONE ANOTHER OFF THE BOARD. PLAYER WITH 4-IN-A-ROW FIRST WINS!

Roll, Read, & Cover: **Diphthongs** ①

couch	look	look	pause
tool	pause	tool	couch
loop	couch	pause	loop
pause	tool	look	couch
loop	look	tool	loop

©2015 The Kinder Life




-4 GAMES-

# IDENTIFY AND SORT PACK

STUDENTS WILL CUT AND PASTE EACH PICTURE ON TOP OF ITS MATCHING DIPHTHONG WORD.


Identify, Label, & Sort: Diphthongs  
Identify the word that corresponds to each picture and paste the correct picture on top of its corresponding word.

ew		oo	
jewel	grew	moon	stool
screw	chew	tool	cool



Identify, Label, & Sort: Diphthongs  
Identify the word that corresponds to each picture and paste the correct picture on top of its corresponding word.

au		oy	
author	sauce	cowboy	joy
launch	haunt	toy	oyster




# READ AND HIGHLIGHT PACK

STUDENTS WILL COLOR EACH PICTURE ACCORDING TO THE COLOR CODE AT THE TOP OF THE PAGE.

**Read & Highlight:** Diphthongs "au", "aw", "oi", "oy", "ou", "ow", "oo", & "ew"  
Highlight each word according to the Key below.

Key:



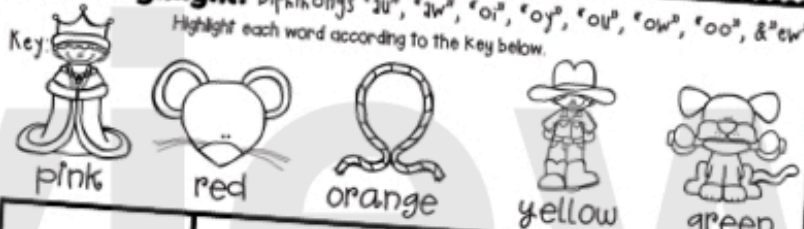
pink red orange yellow green

launch	couch	count	launch
couch	count	launch	couch
count	clown	clown	foil
foil	launch	couch	count
launch	clown	count	clown
foil	couch	clown	foil

©2015 The First Line

**Read & Highlight:** Diphthongs "au", "aw", "oi", "oy", "ou", "ow", "oo", & "ew"  
Highlight each word according to the Key below.

Key:



pink red orange yellow green

cowboy	royal	cowboy	mouse
loop	royal	loop	chew
royal	cowboy	mouse	royal
mouse	loop	chew	cowboy
chew	cowboy	royal	mouse
loop	chew	loop	chew

©2015 The First Line

# FAST FLUENCY PACK

-STUDENTS WILL READ THE SENTENCES IN EACH ROW AND TIME THEMSELVES USING A STOPWATCH OR SAND TIMER. \*OR JUST ADD A STICKER EACH TIME THEY PRACTICE ALL 5 ROWS.

\*WHEN THEY ARE FINISHED WITH FLUENCY, THEY WILL COLOR THE DIPHTHONGS USING THE COLOR CODE.

### Fast Fluency: Diphthongs 2

Read each of the sentences below. Each time you read, record the time it took you to read. After reading, highlight each sentence using the color key.

- 1 That cowboy has a good voice!
- 2 Will you point out the stars?
- 3 The author wrote it last year.
- 4 I love to draw haunted houses.
- 5 I will drink the sauce very hot.

Try #	Time	Find
1		du
2		dw
3		oi
4		oy

### Fast Fluency: Diphthongs 1

Read each of the sentences below. Each time you read, record the time it took you to read. After reading, highlight each sentence using the color key.

- 1 Haul the toys over there.
- 2 This sauce has oil in it.
- 3 Using a straw gives me joy!
- 4 The hawk sat on the soil.
- 5 The launch was very noisy!

Try #	Time	Find and Color
1		du
2		dw
3		oi
4		oy



# COMPREHENSION STORIES

STUDENTS WILL READ EACH STORY, ILLUSTRATE A PICTURE TO MATCH THE STORY, AND THEN ANSWER THE COMPREHENSION QUESTIONS BELOW.

I can read I can read Comprehension Review: Diphthongs

1

My dog is a boy. He likes to chew bones and growl at strangers. He keeps our house safe. He is the jewel of our family!

I can illustrate this story!

Answer the following questions by coloring in the correct circle.

What is NOT in the story?

- a dog
- a boy
- a toy

The dog is...

- a boy.
- loud.
- cool.

His dog likes to growl at...

- hawks.
- strangers.
- boys.

What does he keep safe?

- the moon
- the house
- the tools

©2015 The Daily Life

I can read I can read Comprehension Review: Diphthongs

2

Paul got lots of toys for Christmas. He got a rocket that was loud and could launch high. He also got lots of cool tools to play in the soil with.

I can illustrate this story!

Answer the following questions by coloring in the correct circle.

What was NOT in the story?

- a rocket
- stools
- tools

Paul's rocket was...

- cool.
- loud.
- chewed.

Where was Paul going to play with his tools?

- in the soil
- in the haunted house
- in the moonlight

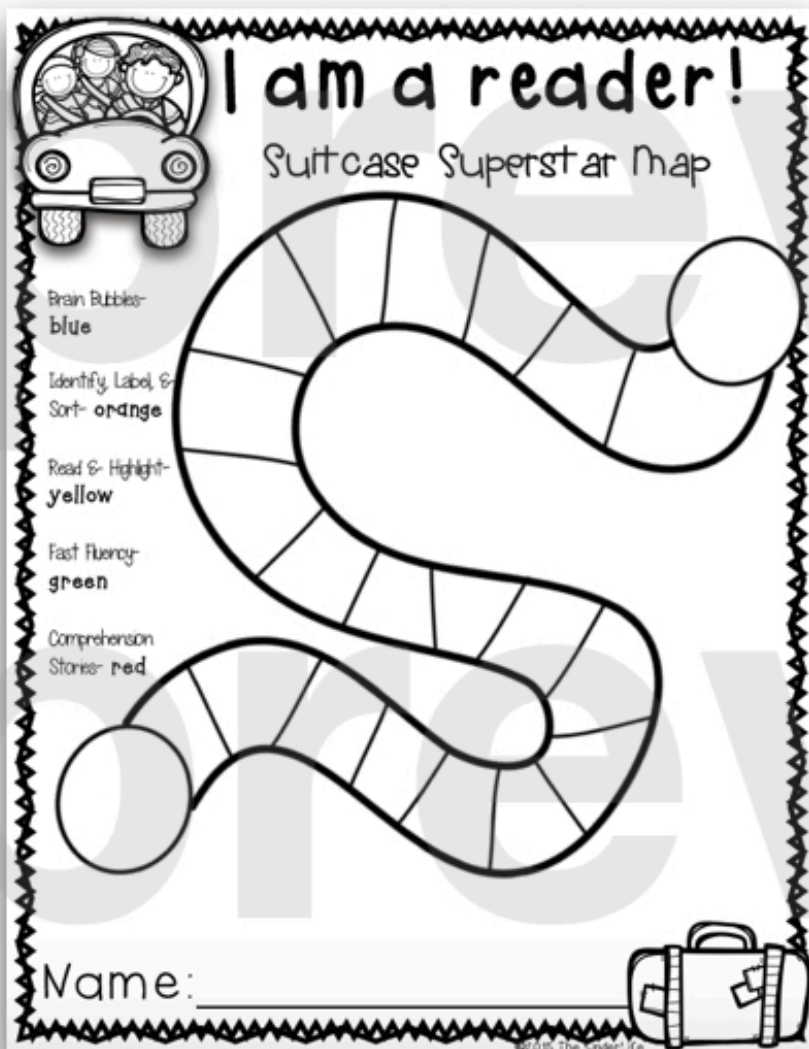
Paul got lots of \_\_\_\_\_ tools.

- cool
- loud
- moon

©2015 The Daily Life

# SUITCASE SUPERSTAR MAP

STUDENTS CAN TRACK WHICH ACTIVITIES THEY HAVE COMPLETED IN EACH SUITCASE USING THIS MAP.



\*I hang these in my classroom and also have students keep a copy of this map in their literacy notebooks.