

What is included?

This DIGRAPHS SH, CH, TH, WH pack includes the following activities:

- a SCOOT task card game
 - Brain Bubbles pack
 - Roll, Read, and Cover Games
 - Identify and Sort pack
 - Read and Highlight pack
 - Fast Fluency pack
 - Comprehension Stories
 - Suitcase Superstar
- Progress Map



DIGRAPHS: SH, WH, TH, CH PHONICS POSTERS

USE THESE TO INTRODUCE THESE SOUNDS AND THEN HANG THEM IN YOUR CLASSROOM.




A TASK CARD GAME

USING EACH TASK CARD, STUDENTS WILL IDENTIFY THE CORRECT WORD THAT MATCHES THE PICTURE AND WRITE THE ANSWER ON THE RECORDING SHEET IN THE MATCHING NUMBERED BOX.

(can be played as many times as desired)

Digraph "sh", "ch", "th", "wh" SCOOT
Using the number task cards, write the correct word to match each picture in the corresponding number box.

1	2	3
4	5	6
7	8	9
10	11	12
13	14	15
16	17	18











BRAIN BUBBLES









STUDENTS WILL COLOR IN THE MATCHING DIGRAPHS CIRCLE AND THEN WRITE THE FULL WORD ON THE RIGHT.

-7 PAGES-









Brain Bubbles: Identifying "sh", "ch", "th", "wh" Sounds
 Identify the digraph in each word by coloring in the correct circle and then write the word on the right.

	Bubble It	Write It
	in (ch) (sh)	
	(wh) (th) eat	
	di (ch) (sh)	
	(th) (ch) orn	
	(ch) (wh) imp	
	(th) (sh) ell	
	ran (sh) (ch)	
	(wh) (sh) ip	

Brain Bubbles: Identifying "sh", "ch", "th", "wh" Sounds
 Identify the digraph in each word by coloring in the correct circle and then write the word on the right.

	Bubble It	Write It
	(th) (ch) eck	
	(th) (wh) imble	
	(ch) (th) ips	
	(sh) (wh) op	
	(sh) (wh) eel	
	(wh) (ch) iskers	
	lun (sh) (ch)	
	cr (sh) (th)	

Brain Bubbles: Identifying "sh", "ch", "th", "wh" Sounds
 Identify the digraph in each word by coloring in the correct circle and then write the word on the right.

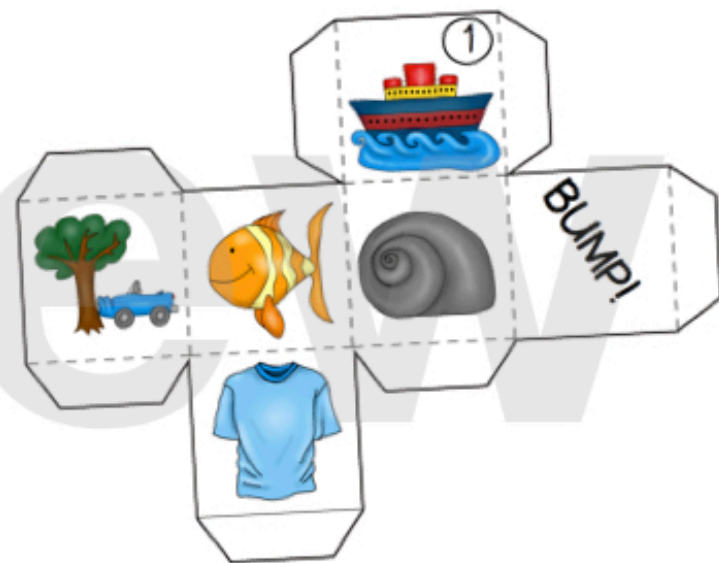
	Bubble It	Write It
	(sh) (ch) amp	
	(wh) (th) umb	
	bru (sh) (ch)	
	(th) (sh) ed	
	(sh) (th) rone	
	(ch) (sh) alk	
	cr (wh) (sh)	
	tra (ch) (sh)	

ROLL, READ, AND COVER GAMES

PARTNERS WILL ROLL THE DICE AND COVER THE BOARD. PLAYERS CAN "BUMP" ONE ANOTHER OFF THE BOARD. PLAYER WITH 4-IN-A-ROW FIRST WINS!

Roll, Read, & Cover: Digraphs ①

shell	fish	shell	crash
crash	shirt	ship	fish
ship	shell	shirt	ship
fish	crash	fish	crash
ship	shirt	shell	shirt



-4 GAMES-

IDENTIFY AND SORT PACK

STUDENTS WILL CUT AND PASTE EACH PICTURE ON TOP OF ITS MATCHING DIGRAPH WORD.

Identify, Label, & Sort: Digraphs
Identify the word that corresponds to each picture and paste the correct picture on top of its corresponding word.

th		wh	
throne	three	whisk	whipped
bath	thermometer	wheat	wheel

Illustrations for 'th': throne, three, bath, thermometer.

Illustrations for 'wh': whisk, wheat, wheel.

Identify, Label, & Sort: Digraphs
Identify the word that corresponds to each picture and paste the correct picture on top of its corresponding word.

sh		ch	
ship	wish	chalk	champ
trash	shack	check	chat

Illustrations for 'sh': ship, trash, shack.






Illustrations for 'ch': chalk, chat, check, champ.

READ AND HIGHLIGHT PACK

STUDENTS WILL COLOR EACH PICTURE ACCORDING TO THE COLOR CODE AT THE TOP OF THE PAGE.

Read & Highlight: Digraphs "sh", "ch", "th", & "wh"

Highlight each word according to the key below.






Key:  purple  brown  green  red  blue

ship	chick	white	sloth
white	lunch	ship	white
lunch	sloth	chick	lunch
ship	ship	sloth	sloth
chick	sloth	lunch	chick
ship	lunch	chick	white

© 2015 The First One

Read & Highlight: Digraphs "sh", "ch", "th", & "wh"

Highlight each word according to the key below.

Key:  purple  brown  green  red  blue

dish	bath	shirt	wheat
chips	dish	bath	shirt
wheat	chips	shirt	bath
shirt	wheat	bath	chips
dish	chips	dish	wheat
bath	shirt	chips	dish

© 2015 The First One

FAST FLUENCY PACK

-STUDENTS WILL READ THE SENTENCES IN EACH ROW AND TIME THEMSELVES USING A STOPWATCH OR SAND TIMER. *OR JUST ADD A STICKER EACH TIME THEY PRACTICE ALL 5 ROWS.

*WHEN THEY ARE FINISHED WITH FLUENCY, THEY WILL COLOR THE DIGRAPHS USING THE COLOR CODE.

Fast Fluency: "sh", "ch", "th", "wh" Words 1

Read each of the sentences below. Each time you read, record the time it took you to read. After reading, highlight each sentence using the color key.

- 1 My white fish is
- 2 Can we shop at
- 3 Can I have thr
- 4 I see a shirt in
- 5 You need to ta

Try # Time

Try #	Time
1	
2	
3	
4	

Fast Fluency: "sh", "ch", "th", "wh" Words 2

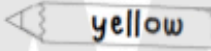
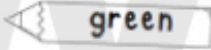


Read each of the sentences below. Each time you read, record the time it took you to read. After reading, highlight each sentence using the color key.

- 1 Shut the door on the shed.
- 2 How many whales live on Earth?
- 3 The sloth climbed the throne.
- 4 I played chess with my coach.
- 5 I put wheat in the wheelbarrow.

Try # Time

Try #	Time
1	
2	
3	
4	

Find and Color

- sh  yellow
- ch  green
- th  red
- wh  purple

COMPREHENSION STORIES

STUDENTS WILL READ EACH STORY, ILLUSTRATE A PICTURE TO MATCH THE STORY, AND THEN ANSWER THE COMPREHENSION QUESTIONS BELOW.

I can read! I can read! Comprehension Review: "sh", "ch", "th", "wh" Words 2

I saw some shrimp and three sharks at the beach. They are the coolest animals on Earth! I watched them for so long and I didn't move an inch.

I can illustrate this story!

Answer the following questions by coloring in the correct circle.

What was NOT in the story? She was at the _____.

<input type="radio"/> some fish	<input type="radio"/> shopping mall.
<input type="radio"/> three sharks	<input type="radio"/> beach.
<input type="radio"/> some shrimp	<input type="radio"/> church.

How many sharks did she see? She watched for so long, she didn't even move _____.

<input type="radio"/> three	<input type="radio"/> for dinner
<input type="radio"/> thirteen	<input type="radio"/> an inch
<input type="radio"/> thirty	<input type="radio"/> at all

©2015 The Elder Life

I can read! I can read! Comprehension Review: "sh", "ch", "th", "wh" Words 1

I have chips, chocolate, and white cheese in my lunch. I like to mash them up and eat them. One time, I even got some on my chin! I like my lunch a bunch!

I can illustrate this story!

Answer the following questions by coloring in the correct circle.

What is NOT in the story? She is eating...

<input type="radio"/> a chimp	<input type="radio"/> breakfast.
<input type="radio"/> cheese	<input type="radio"/> dinner.
<input type="radio"/> chocolate	<input type="radio"/> lunch.

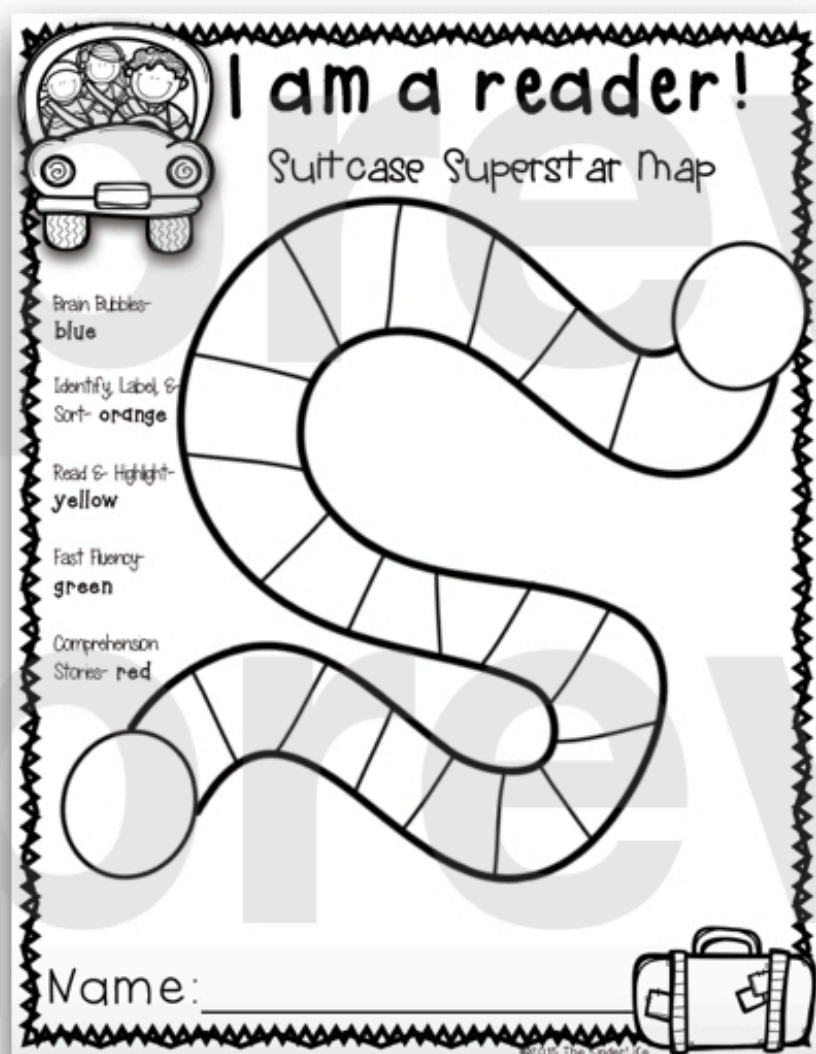
What does she like to do with her food? She even got some food on her...

<input type="radio"/> put it in the trash	<input type="radio"/> chin
<input type="radio"/> mash it up	<input type="radio"/> brush
<input type="radio"/> chop it up	<input type="radio"/> shirt

©2015 The Elder Life

SUITCASE SUPERSTAR MAP

STUDENTS CAN TRACK WHICH ACTIVITIES THEY HAVE COMPLETED IN EACH SUITCASE USING THIS MAP.



*I hang these in my classroom and also have students keep a copy of this map in their literacy notebooks.