

This pack includes 4 TASK CARD (PowerPoint) games (A-D).

Each PowerPoint game comes with 4

DIFFERENT mazes! 16 games total!


These games can be played OVER and OVER.

Students will practice their subtraction (differences to 5)  
TWO different ways!

Games  
A&B


$$3 - 2$$

Games  
C&D


$$- 0$$



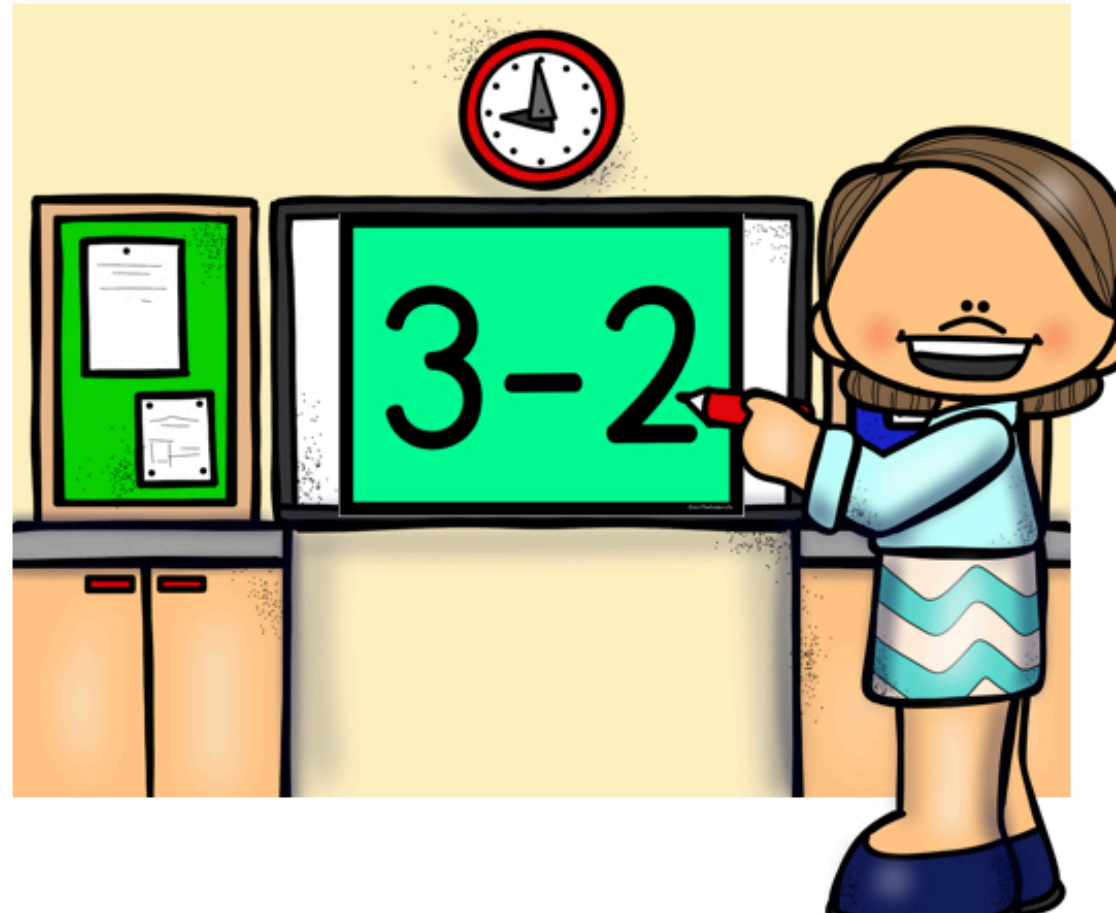
Mindful MAZE: Subtraction to 5 (A)

0	2	0	3	1	3	1	3		4
5	0	1	2	5	2	4	2	0	1
3	4	2	3	1	2	1	5	3	0
4	1	5	0	0	3	0	4	2	1
3	5	0	3	1	4	2	3	4	2
1	2	1	4	0	5	0	4	5	3
0	4	3	2	3	2	3	2	0	2
2	1	5	1	5	1	0	4	3	1
4	5	3	5	0	4	3	1	5	2
3	0	4	5	4	5	0	2	0	

 ○ ○ ○ ○ ○



difference  
maze


Display the task cards (PowerPoint file)  
on a tablet or display to the entire  
class on the classroom computer.

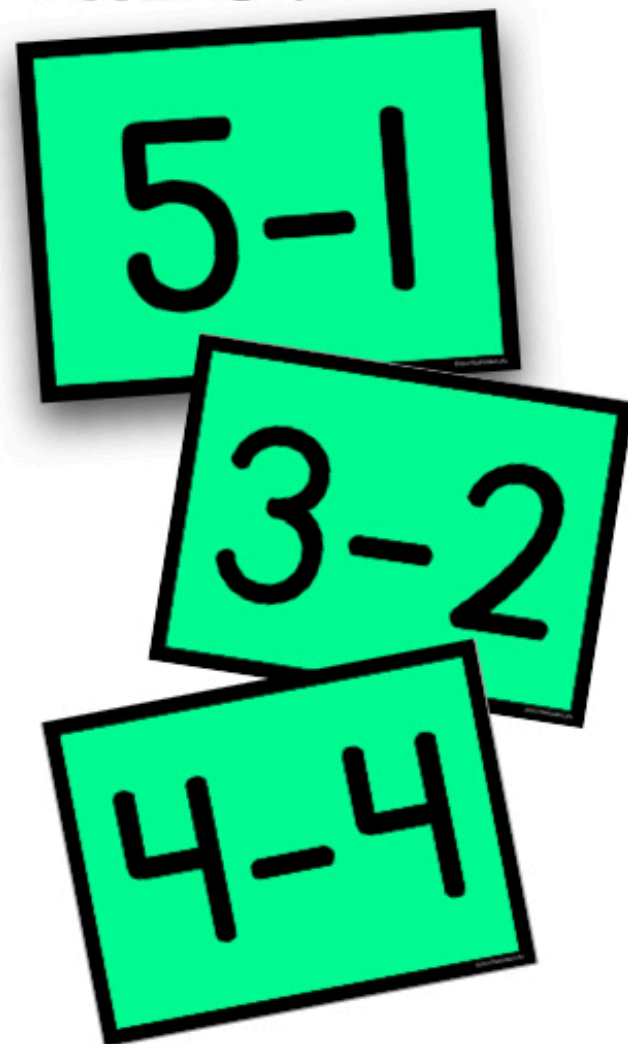



Using the task cards, students will color the differences to find their way through the maze.

Mindful Maze: subtraction to 5 **A**

0	2	0	3	1	3	1	3		4
5	0	1	2	5	2	4	2	0	1
3	4	2	3	1	2	1	5	3	0
4	1	5	0	0	3	0	4	2	1
3	5	0	3	1	4	2	3	4	2
1	2	1	4	0	5	0	4	5	3
0	4	3	2	3	2	3	2	0	2
2	1	5	1	5	1	0	4	3	1
4	5	3	5	0	4	3	1	5	2
3	0	4	5	4	5	0	2	0	



 ○ ○ ○ ○ ○






# You can choose to use a MONSTER version...

Mindful Maze: subtraction to 5 **B**

2	5	4		1	2	5	4	3	2
4	3	2	5	0	4	0	5	1	0
3	4	0	1	2	3	5	4	2	3
1	5	3	5	0	2	1	0	5	2
3	0	4	3	5	0	4	5	0	1
1	2	0	2	1	3	2	1	3	4
3	0	4	5	3	4	3	0	1	3
5	2	0	4	2	1	4	5	2	0
0	4	3	5	3	0	1	3	4	3
5	2	1	2	1	2	3	5		2



 ○ ○ ○ ○ ○



- Monster slides pop up throughout the game and students will write the letters they see in the circles at the bottom of the page.
- \*The teacher will add the letters to the editable slides. The letters will spell a SECRET answer.

# OR a NO PREP, no MONSTER version too!

Mindful Maze: subtraction to 5 **B**

2	5	4		1	2	5	4	3	2
4	3	2	5	0	4	0	5	1	0
3	4	0	1	2	3	5	4	2	3
1	5	3	5	0	2	1	0	5	2
3	0	4	3	5	0	4	5	0	1
1	2	0	2	1	3	2	1	3	4
3	0	4	5	3	4	3	0	1	3
5	2	0	4	2	1	4	5	2	0
0	4	3	5	3	0	1	3	4	3
5	2	1	2	1	2	3	5		2

\*Just delete any slides related to the MONSTER from the POWERPOINT file. If you want to use the monster version later, you can always RE-DOWNLOAD the file from TpT.