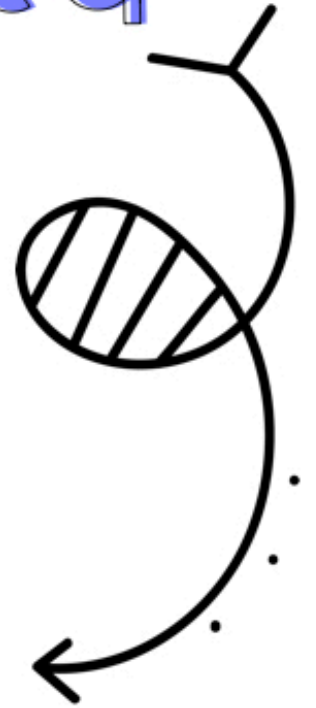


# 7 Activities included

- Pictorial Anchor Chart
- Write the Room Activity
- Find the Dental Words Activity
- Dental Word Sort
- How to Brush Your Teeth Writing Activity (2 versions)
- All About Teeth True or False Sort
- How to Brush Your Teeth Hat



# PICTORIAL ANCHOR CHART

Match each word card with its definition







to create an anchor chart.



All About Dental Health

	a tool made of soft steel, with a curved end, that is used to remove food and plaque from between your teeth
	thin thread used to remove food and plaque from between your teeth in areas that a toothbrush can not reach

		
tooth	tartar	toothbrush
		
dent		


		
pick	floss	fluoride
		
plaque	mirror	mouthwash

a brush used to clean your	a doctor who helps take care of your
a small metal tool with a round end used to see in the inside and back of your mouth	a hard bony structure located in your jaw that is used to chew food
thin thread used to remove food and plaque from between your teeth in areas that a toothbrush can not reach	a chemical added to water or toothpaste to help prevent tooth decay
a tool made of soft steel, with a curved end, that is used to remove food and plaque from between your teeth	a sticky, usually colorless, layer on your teeth caused by and containing bacteria

# WRITE THE ROOM




-GREAT MOVEMENT ACTIVITY-




**Healthy Teeth** WRITE THE ROOM 

Name: \_\_\_\_\_







Using the task cards, write the matching word next to each picture.

**Healthy Teeth** WRITE THE ROOM 









Name: \_\_\_\_\_

Using the task cards, write the matching word next to each picture.

# find the words Activity

\*REUSE THE PICTURE CARDS FOR THIS ACTIVITY TOO!

 pick	 floss	 fluoride
 plaque	 magnifying glass	 mouthwash
 tooth	 tartar	 toothbrush
 dentist	 toothpaste	 cavity

## I CAN FIND DENTAL WORDS!

HOW MANY LETTERS?  
Using the task cards, write the word next to the number of letters in the word.  
Next, draw a picture of the word.

Name: \_\_\_\_\_

# OF LETTERS	WORD	DRAW A PICTURE
4		
6		
5		
9		
6		

## I CAN FIND DENTAL WORDS!

HOW MANY LETTERS?  
Using the task cards, write the word next to the number of letters in the word.  
Next, draw a picture of the word.

Name: \_\_\_\_\_

# OF LETTERS	WORD	DRAW A PICTURE
10		
7		
6		
8		
10		
6		

# WORD SORT



# WRITING PAGES

**DENTAL WORD MATCH**

Cut and paste each picture next to its matching word.

Name: \_\_\_\_\_

tartar	fluoride
plaque	cavity
toothpaste	pick
mouthwash	dentist
floss	tooth
toothbrush	mirror

**HOW TO BRUSH YOUR TEETH**

- 1
- 2
- 3
- 4

Name: \_\_\_\_\_

**HOW TO BRUSH YOUR TEETH**

- 1
- 2
- 3
- 4

Name: \_\_\_\_\_



# ALL ABOUT TEETH SORT

Determine whether the sentences at the bottom of the page are true or false. Next, cut and paste them in the correct column.

Name: \_\_\_\_\_

true	false

You only need to brush your teeth once a day.

You should spit out the toothpaste when you are done brushing.

You need teeth to chew your food.


Babies have more teeth than adults.

Flossing helps keep your teeth and gums healthy.

You only go to the dentist if you have a cavity.

Braces are often used to help straighten teeth.

Cavities are good for you.















TRUE  
OR  
FALSE  
SORT

# HOW TO BRUSH YOUR teeth HAT

## Brushing Your Teeth HAT

Discuss with students the steps taken when brushing your teeth. Have students cut out squares and put them in sequential order. Next, ask students to number the steps (1-6) in the blank squares. Glue the steps to a paper or sentence strip to make a hat.

  <p>Brush your teeth for at least 2 minutes.</p>	  <p>Get your toothbrush, toothpaste, and floss.</p>	  <p>Floss your teeth.</p>
  <p>Put toothpaste on your toothbrush.</p>	  <p>Spit and rinse.</p>	  <p>Get your toothbrush wet.</p>

