

# DETAILED Substitute Instructions

- How to introduce each activity
- Tips for completing each activity
- Ideas for EARLY FINISHERS
- Extension ideas for after



thank you for working in our class today!

WE APPRECIATE YOU!

Please complete the following assignments in the "Schedule" page of our class.

Most pages are self-explanatory and provide instructions.

**Hibernating Under the Water**  
LA RF.1.3  
Write the letters AW on the board. Ask students to read this word. On this page, students will practice each picture according to the color the word SHAWL. When students write letters in the purple boxes. Write name can students make out of it hibernates. The answer is FROG. of the page  
EARLY FINISHERS: How many "c" of the page?

**Hibernating in a Den**  
LA RF.1.3  
BREAK BETWEEN WORKSHEETS quick charades game. Think of a guess? After you act out a couple turns acting out verbs. TIP: Give the letters OI on the board and I are together they make a word. Ask students to read this word. On this page, students will practice each picture according to the color the word VOICE. \*Point out that sound. When students are finished boxes. Write these letters on the make out of these letters? This hibernates, it brumates! The answer at the bottom of the page. Write students you will talk more about.

**Solve the Missing Addend**  
Discuss the definition of brumation that is listed on this page. Tell students that mammals hibernate, but since turtles aren't mammals, their "hibernation" is called brumation. Turtles brumate as just as mammals do. BRUMATES if you like. go deep into the water and into the water. They let their bodies slow down. They need to breathe because they are running at such a fast pace. It sinks in special skin cells that are just inside the turtle's tail opening. That's joke! Turtles "breathe" through their tails when they brumate. Water turtles can stay like this for two or three months.

Next, call students to the carpet and write the following equation:  $4 + \_\_ = 9$ . Ask students if they can help you figure what number goes in the blank. How do they know this is answer? Write  $7 + \_\_ = 14$ . Can students help you solve the problem?

On this page, students will be reading the math story, write equation and then drawing the additional turtles in the box the right. TIP: Students just draw green circles to symbolize additional circles. Saves time.) You can complete these pages as a whole group or have students work on these individually. EARLY FINISHERS: Ask students to draw the different pictures.

**It's Time to Hibernation**  
Review to read about the different between hibernation and brumation. Ask students to help generate a list of the differences. On this page, students will match analog time with the time. demonstrate reading the first analog clock. Before writing and pasting ask students to cut out a picture of what they have written. EARLY FINISHERS: Students can draw and write about their favorite time of day on the back of the page.

**About Hibernation**  
If one starting this page, students will help you. ALL animals they know (ask students to hibernate and make a on the board and continue to add the facts. Students will help in facts. This is a discussion about the paragraph about "turtles". Talk about the many legs. Talk about the animal in the pictures by circle the colors, punctuate.

**QUESTIONS & FACTS**  
READING RESPONSE  
RL.1  
If I left you a nonfiction book to read, use it with this activity. If I did not leave you a book, please pick a nonfiction book out of our classroom library. Inform students that when you are done reading they will write some about new things they learned. While reading, stop periodically to ask students what they have learned so far. Write their answers on the board. Ask students to write the title and subject of the book. On this page, students will begin by writing two questions that they still have about the topic of this book. If needed, brainstorm some ideas of questions with students. Students will write one question in each box. Next, students will write about some fun facts they learned. When finished, ask students to share their answers with a classmate or two.

**These holidays AREN'T hibernating**  
S. HOLIDAY  
Ask students what they know about Christmas and Kwanzaa. Write their answers on the board. Next, read aloud the paragraphs of the page. Discuss with students the differences in each holiday. Ask students to write about one thing that is the same about the two holidays.

**Migration**  
Introduce a view of hibernation. Migrate: movement of animals from one region to another. Hibernation: pass through a dormant state. Explain to students why animals hibernate (For survival). Have students cut out pictures of animals and glue them on the students guide. Discuss: What animals do they think migrate or hibernate? Why? Answer key migrate- whale, duck, butterfly, elephant hibernate- bat, bear, squirrel, skunk. When finished, have students pick one animal to write a silly story about on the back of the page. If you have time, let students share their silly stories.











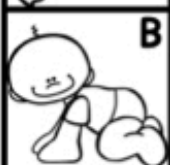














# Language Arts Activities

## HIBERNATING UNDER THE WATER -AW- Color Code

Name: \_\_\_\_\_

using the code below, color each picture accordingly. after coloring, answer the question at the bottom of the page.

draw - BLUE    claw - PURPLE    straw - GRAY    yawn - PURPLE  
crawl - GRAY    shawl - BLUE    hawk - GRAY    saw - BLUE

 D				 A
				
 B			 H	
			 C	
 K	 R			










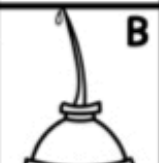





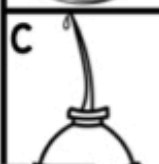









The letters in the PURPLE color makes hibernates. What animal will hibernates? What animal will hibernates?  
can these letters spell? This animal is a \_\_\_\_\_.

## HIBERNATING IN A DEN -OI- Color Code

Name: \_\_\_\_\_

using the code below, color each picture accordingly. after coloring, answer the question at the bottom of the page.

boil - BLUE    oil - PURPLE    coin - GRAY    point - BLACK  
poison - GRAY    foil - BLUE    voice - GRAY

	 G			 S
				 B
	 K	 H		
 C		 N		 A
		 O		

The letters in the BLUE color makes hibernates. What animal will hibernates? What animal will hibernates?  
can these letters spell? This animal is a \_\_\_\_\_.

# Math Activities

## SOLVE THE MISSING ADDEND: Turtle Brumation

Brumation is the term for a turtle's dormant state during the winter when their heart rate slows way down!

Name: \_\_\_\_\_

### SOLVE THE STORY

### ADD TO THE PICTURE

There were 8 turtles getting ready to brumate. 19 total turtles ending up brumating that winter. How many turtles joined the original 8?

$$\square + \square = \square$$



There were 10 turtles getting ready to brumate. 15 total turtles ending up brumating that winter. How many turtles joined the original 10?

$$\square + \square = \square$$



There were 3 turtles getting ready to brumate. 12 total turtles ending up brumating that winter. How many turtles joined the original 3?

$$\square + \square = \square$$



There were 13 turtles getting ready to brumate. 16 total turtles ending up brumating that winter. How many turtles joined the original 13?

$$\square + \square = \square$$



There were 6 turtles getting ready to brumate. 15 total turtles ending up brumating that winter. How many turtles joined the original 6?

$$\square + \square = \square$$



## IT'S TIME TO HIBERNATE

MATH 1.OA.D.8

### Digital & Analog Sort

cut & paste the correct digital clock below the analog clock.



Name: \_\_\_\_\_


©2015 The Kinder Life

3:00	1:00	6:30	1:30
5:00	1:00	12:00	6:00

MATH 1.OA.D.8

©2015 The Kinder Life

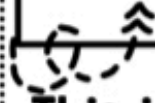
# Writing

# Reading Response

I can list facts about an animal that **hibernates**.



Ground squirrels hibernate. Most squirrels hibernate for 5-6 months. Some squirrels hibernate for up to 9 months! Ground squirrels dig elaborate tunnels to store food, sleep, and go to the bathroom. Because Squirrels hibernate, they actually sleep for HALF of their lives!



This is a \_\_\_\_\_

This animal \_\_\_\_\_

3 facts I learned about squirrels.

1. \_\_\_\_\_

2. \_\_\_\_\_

3. \_\_\_\_\_

Name: \_\_\_\_\_

READING RI.1.1

Title: \_\_\_\_\_

This book is about: \_\_\_\_\_

QUESTIONS & FACTS

QUESTION 1

PREVIEW

QUESTION 2

FACTS

PREVIEW



# Social Studies

(Speaking & Listening Standard)

# Science

What do they do to PREPARE for WINTER?



humans

hibernating animals

PREVIEW

When the weather gets cold, the pipes can freeze and burst. When the weather gets cold, the pipes can freeze and burst. When the weather gets cold, the pipes can freeze and burst.

Make sure you have winter tools handy like shovels for snow and blankets to keep warm in the case of an emergency in the cold.

Gather all your warm clothing like gloves, hats, and scarves so that you have the proper attire to wear if you go out in the cold.

Eat extra food rich in fat so that your body has lots of energy to survive and sleep all winter.

Find a safe place to hibernate while you are sleeping.

Gather extra food before it is too late. Make sure you have enough food to eat during the winter.

Make sure your shelter is safe from predators so that the new babies that might be born in the spring are protected.

Migrate or Hibernate Sort

I migrate!

I hibernate!

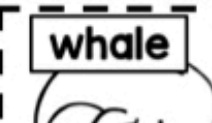
SCIENCE: HIBERNATE VS MIGRATE



squirrel



bird



whale



bear



elephant



skink



butterfly

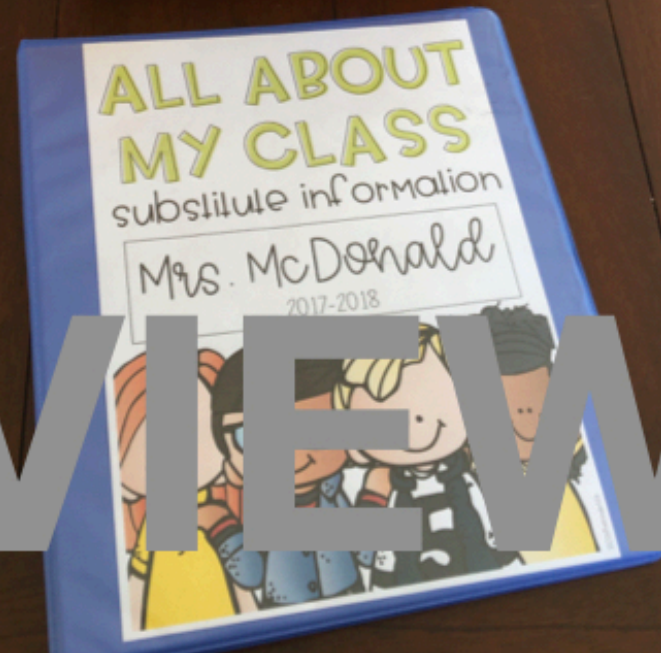
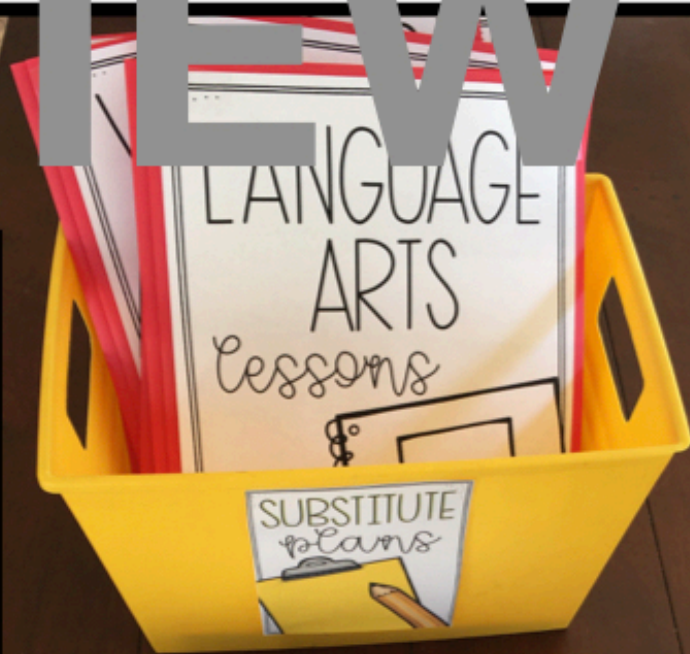


beaver

PREVIEW

# PREVIEW

PLUS!!  
EDITABLE SUB  
INFORMATION  
BINDER



# PREVIEW


# BONUS: TASK CARD GAME INCLUDED

## HIBERNATING DIPHTHONGS

These words have been hibernating all winter and are missing two letters! Help put the missing letters back in each word to spell the diphthong that matches the picture on each card. Write each FULL word in the numbered box that matches the number on the card.

Name: \_\_\_\_\_

20	21	22
23	24	25
26	27	28
29	30	31




©2017TheKinderLife

## HIBERNATING DIPHTHONGS

These words have been hibernating all winter and are missing two letters! Help put each word back in order to spell the word that matches the picture on each card. Color the two letters that are missing in the numbered box that matches the number on the card.

Name: \_\_\_\_\_


20	21	22
23	24	25
26	27	28
29	30	31



©2017TheKinderLife

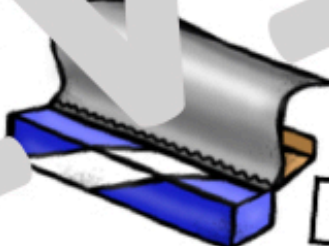
oi | aw

20



oi | aw

23



f \_ \_ |

PREVIEW