

CVC Activities

-2 SETS-

SET 1: mud, bus, top, fox, jog, hen, net, hip, rib, jam, sad, yam

SET 2: mix, zip, jet, web, log, van, leg, cab, tub, hog, cup, rug

Write the Room x2









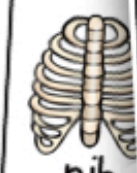











Color Codes x2

Sorts x2

Magnify, Read, & Write x2



WRITE THE ROOM

 mud	 bus	
 fox	 jog	
 jam	 sad	 rib
 yam	 mix	 van
 jet	 zip	 leg
 cup	 rug	 tub
 hog	 log	

Name: _____

I can read & write CVC words!







Write the matching word for each picture in the box twice.

Name: _____

I can read & write CVC words!


Write the matching word for each picture in the box twice.

Name: _____

I can read & write CVC words!

Write the matching word for each picture in the box twice.

Name: _____

I can read & write CVC words!

Write the matching word for each picture in the box twice.

COLOR CODES


Color by Short Vowel Sound

Color each picture based on its short vowel sound using the color key below.
Key: short a- yellow short e- green short u- red short i- blue short o- orange



Color by Short vowel Sound

Color each picture based on its short vowel sound using the color key below.
Key: short a- yellow short e- green short u- red short i- blue short o- orange



Color by Short Vowel Sound

Color each picture based on its short vowel sound using the color key below.
Key: short a- yellow short e- green short u- red short i- blue short o- orange



Color by Short vowel Sound

Color each picture based on its short vowel sound using the color key below.
Key: short a- yellow short e- green short u- red short i- blue short o- orange



CVC SORTS









I can read CVC words!
Cut and paste each CVC word below its corresponding picture.

I can read CVC words!
Cut and paste each CVC word below its corresponding picture.

I can read CVC words!
Cut and paste each CVC word below its corresponding picture.

jam	net	bus	net
hen	hip	jam	jog

I can read CVC words!
Cut and paste each CVC word below its corresponding picture.

log	van	web	tub
tub	jet	jet	zip

MAGNIFY, READ, & WRITE

I Spy CVC Words
Using a magnifying glass, look for CVC words. Each time you find one, highlight it with a yellow crayon and write it in the box below its corresponding picture.




This worksheet features a grid of illustrations: a chicken, a girl with pigtails, a fish, a girl with curly hair, a pig, a dog, and a stack of pancakes. Below the grid is a row of six boxes, each containing a small version of one of the illustrations from the grid above.

I Spy CVC Words
Using a magnifying glass, look for CVC words. Each time you find one, highlight it with a yellow crayon and write it in the box below its corresponding picture.




This worksheet features a grid of illustrations: a bus, a bathtub, a log, a boot, and a key. Below the grid is a row of six boxes, each containing a small version of one of the illustrations from the grid above.

I Spy CVC Words
Using a magnifying glass, look for CVC words. Each time you find one, highlight it with a yellow crayon and write it in the box below its corresponding picture.



This worksheet features a grid of illustrations: a kite, a girl in a raincoat, a cat, a bus, a hula hoop, and a jar of jam. Below the grid is a row of six boxes, each containing a small version of one of the illustrations from the grid above.

I Spy CVC Words
Using a magnifying glass, look for CVC words. Each time you find one, highlight it with a yellow crayon and write it in the box below its corresponding picture.



This worksheet features a grid of illustrations: a spiderweb, a cup of coffee, a piggy bank, an airplane, a rug, and a chef. Below the grid is a row of six boxes, each containing a small version of one of the illustrations from the grid above.