

What is included?

This CVC WORDS pack includes the following activities:

- a SCOOT task card game
 - Brain Bubbles pack
 - Roll, Read, and Cover Games
 - Identify and Sort pack
 - Read and Highlight pack
 - Fast Fluency pack
 - Comprehension Stories
 - Suitcase Superstar
- Progress Map



CVC WORDS PHONICS POSTERS

USE THESE TO INTRODUCE THESE SOUNDS AND THEN HANG THEM IN YOUR CLASSROOM.

Short A

as in...



bat



map

Short O

Short I

as in...



hit



wig



mix



lip

Short U

as in...



cut



tub



bus



run



net




jet

A TASK CARD GAME


USING EACH TASK CARD, STUDENTS WILL IDENTIFY THE CORRECT WORD THAT MATCHES THE PICTURE AND WRITE THE ANSWER ON THE RECORDING SHEET IN THE MATCHING NUMBERED BOX.


*Can be played as many times as desired

 CVC Choose SCOOT

Using the number task cards, write the correct CVC word to match each picture in the corresponding number box.

1	2	3
4	5	6
7	8	9
10	11	12
13	14	15
16	17	18

 ©2015 The Kinder Life








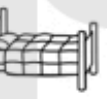


BRAIN BUBBLES









STUDENTS WILL COLOR IN THE MATCHING CVC BEGINNING SOUNDS, MIDDLE VOWELS, OR ALL 3 LETTERS CIRCLES AND THEN WRITE THE ANSWER ON THE RIGHT.

-17 PAGES-









Brain Bubbles: Identifying Beginning Sounds
Identify the beginning sound of each word by coloring in the correct circle and then write the word on the right.

	Bubble It	write it
	(p) (d) ig	
	(b) (c) op	
	(d) (t) en	
	(c) (z) ob	
	(n) (r) ob	
	(t) (s) ob	
	(p) (d) od	
	(b) (d) ed	

Brain Bubbles: Identifying Middle Sounds
Identify the middle sound in each word by coloring in the correct circle and then write the word on the right.

	Bubble It	write
	h (a) (u) t	
	h (i) (e) p	
	g (a) (u) m	
	l (o) (i) p	
	p (o) (e) t	
	l (e) (i) g	
	f (a) (i) n	
	w (u) (i) g	

Brain Bubbles: Identifying CVC Sounds
Identify the 3 sounds in each word by coloring in the correct circles and then write the word on the right.

	Bubble It	write it
	(s) (o) (d) (b)	
	(c) (a) (u) (b)	
	(p) (e) (i) (t)	
	(w) (e) (d) (b)	
	(p) (o) (p) (t)	
	(c) (a) (u) (t)	
	(d) (o) (b) (g)	
	(g) (u) (m) (t)	


ROLL, READ, AND COVER GAMES

PARTNERS WILL ROLL THE DICE AND COVER THE BOARD. PLAYERS CAN "BUMP" ONE ANOTHER OFF THE BOARD. PLAYER WITH 4-IN-A-ROW FIRST WINS!

Roll, Read, & Cover: CVC ①

cat	pot	red	pot	red
big	nut	big	cat	big
red	pot	nut	cat	red
pot	red	big	nut	cat
nut	pot	cat	big	nut

©2015 The First Life



©2015 The First Life

-4 GAMES-

IDENTIFY AND SORT PACK


STUDENTS WILL CUT AND PASTE EACH PICTURE ON TOP OF ITS MATCHING CVC WORD.

Identify, label, & Sort: CVC words
Identify the CVC word that corresponds to each picture. Write the CVC word below each picture and paste it in the correct column.

a		o	
bat	map	log	pop
jam	fan	fox	box

bat, map, jam, fan, log, pop, fox, box


bat, map, jam, fan, log, pop, fox, box



Identify, label, & Sort: CVC words
Identify the CVC word that corresponds to each picture. Write the CVC word below each picture and paste it in the correct column.

e		i	
jet	pen	fin	lip
hen	net	rib	bib






jet, pen, hen, net, fin, lip, rib, bib



READ AND HIGHLIGHT PACK






STUDENTS WILL COLOR EACH PICTURE ACCORDING TO THE COLOR CODE AT THE TOP OF THE PAGE.

Read & Highlight: CVC Words
 Highlight each word according to the key below.

Key:  green  blue  red  yellow  orange

pan	dog	pan	lid
lid	wet	sun	wet
sun	lid	pan	dog
wet	dog	wet	lid
dog	pan	lid	sun
wet	sun	sun	pan

Read & Highlight: CVC Words
 Highlight each word according to the key below.

Key:  green  blue  red  yellow  orange

cap	sit	rug	web
hop	web	hop	cap
rug	cap	sit	hop
web	hop	rug	sit
rug	web	cap	hop
cap	sit	web	rug

FAST FLUENCY PACK

-STUDENTS WILL READ THE SENTENCES IN EACH ROW AND TIME THEMSELVES USING A STOPWATCH OR SAND TIMER. *OR JUST ADD A STICKER EACH TIME THEY PRACTICE ALL 5 ROWS.

*WHEN THEY ARE FINISHED WITH FLUENCY, THEY WILL COLOR THE SHORT VOWELS USING THE COLOR CODE.

Fast Fluency: CVC Words ①

Read each of the sentences below. Each time you read, record the time it took you to read. After reading, highlight each sentence using the color key.



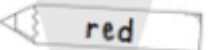
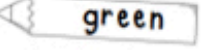

- The cat had a red hat.
- The fox had a big box.
- The rat had a wet map.
- The dog sat on a mat.
- The pig put on a wig.

Try #	Time	Find
1		Short A
2		Short E
3		Short I
4		Short O

Fast Fluency: CVC Words ①

Read each of the sentences below. Each time you read, record the time it took you to read. After reading, highlight each sentence using the color key.

- The cat had a red hat.
- The fox had a big box.
- The rat had a wet map.
- The dog sat on a mat.
- The pig put on a wig.

Try #	Time	Find and Color
1		Short A  blue
2		Short E  yellow
3		Short I  red
4		Short O  green
		Short U  orange

COMPREHENSION STORIES

STUDENTS WILL READ EACH STORY, ILLUSTRATE A PICTURE TO MATCH THE STORY, AND THEN ANSWER THE COMPREHENSION QUESTIONS BELOW.

I can read! I can read! Comprehension Review: CVC Words **1**

I see a cat. He is with my dog and fox. I can see them sit on a rug in the sun.

I can illustrate this story!

Answer the following questions by coloring in the correct circles.

Who was NOT in the story?

- a fox
- a hog
- a dog

What was in the sky?

- a sun
- a bug
- a web

Where were the animals sitting?

- on a log
- in a bus
- on a rug

The cat was a...

- pig
- girl
- boy

©2015 The Color Life

I can read! I can read! Comprehension Review: CVC Words **2**

My dad is fun. My mom is fun too! They like to run with me and our dog at the park.

I can illustrate this story!

Answer the following questions by coloring in the correct circles.

Who was NOT in the story?

- a cat
- a mom
- a dad

The dad was...

- fun
- nice
- smart

Where did they run?

- in the fog
- at the park
- on a mat

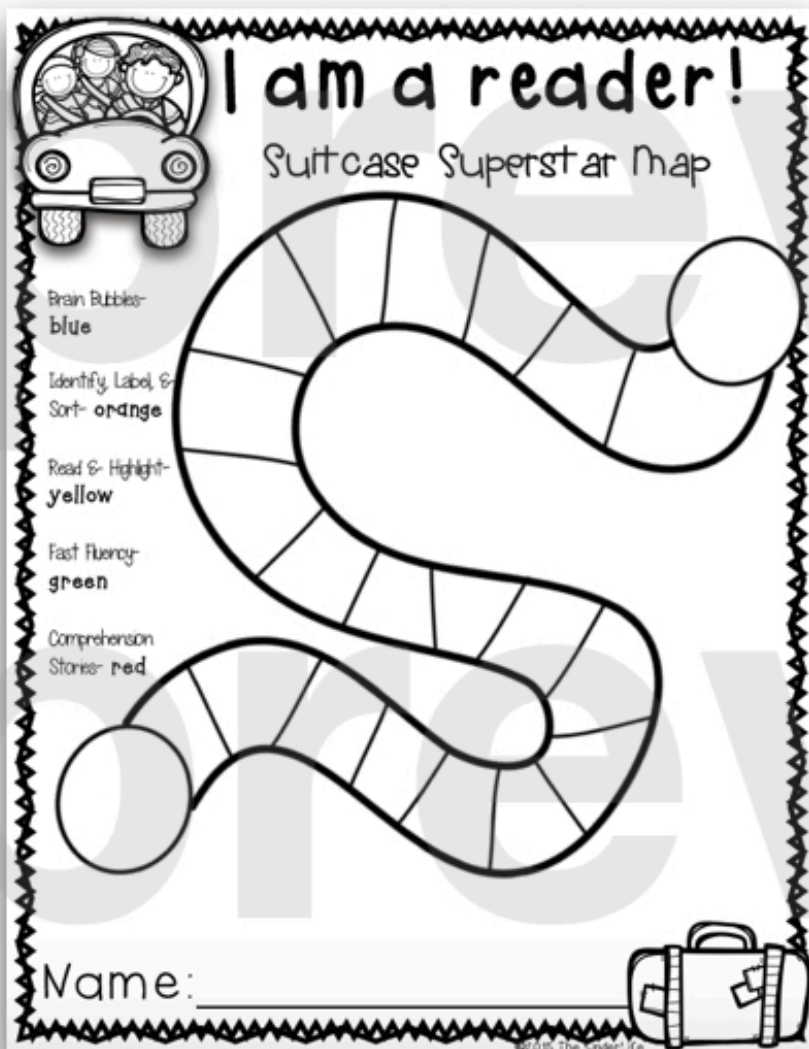
The mom was...

- smart
- happy
- fun

©2015 The Color Life

SUITCASE SUPERSTAR MAP

STUDENTS CAN TRACK WHICH ACTIVITIES THEY HAVE COMPLETED IN EACH SUITCASE USING THIS MAP.



*I hang these in my classroom and also have students keep a copy of this map in their literacy notebooks.