

# Week One

August & September Themes: colors, all about me, the five senses, apples

<p><b>Move &amp; Count A</b></p> <p>Cut out the cards below and put them in any order. Complete each procedure as many times as the number shown on the card.</p>	<p><b>Q-TIP TRACING: F</b></p>	<p><b>FIND &amp; COLOR: Letter F</b></p>	<p><b>This is Me</b></p>	<p><b>Ff</b></p> <p><b>2</b></p>	<p><b>The FLUFFY Letter F</b></p>	<p><b>All About F</b></p>
<p><b>What did you Find in the FISH bowl?</b></p>	<p><b>DOT IT NUMBER 2</b></p>	<p><b>Plan &amp; Snip: colors and 1 body part</b></p>	<p><b>Q-TIP TRACING: 2</b></p>	<p><b>I can match colors!</b></p>	<p><b>What I Like to TASTE</b></p>	<p><b>COLORED ICE CUBE MIXING</b></p>
<p><b>TAPE IT: 2</b></p>	<p><b>My birthday</b></p>	<p><b>F is for FEET</b></p>	<p><b>Things That Begin With F</b></p>	<p><b>Number Stacks</b></p>	<p><b>Let's Go on a LISTENING Walk</b></p>	<p><b>20 activities each week!</b></p>

# Week Two

August & September Themes: colors, all about me, the five senses, apples

<p><b>Move &amp; Count B</b></p> <p>Count out the cards below and put them in any order. Complete each movement as many times as the number shown on the card.</p> <p>hands in the air <b>q</b> <b>7</b>          hands on hips</p> <p>hopping <b>10</b> <b>8</b>          tapping arms back and forth</p> <p>arms crossing <b>6</b> <b>5</b>          jumping</p>	<p><b>TRACE ME: S</b></p> <p>Trace with your finger. Trace with a string, marker, or pipe.</p> <p><b>TRACE ME: S</b></p>	<p><b>FIND &amp; COLOR: Letter S</b></p> <p>Find and color the letter S.</p> <p><b>What I Like to HEAD</b></p>	<p><b>Ss</b></p> <p><b>6</b></p> <p>6 3 6 6 5 6 4</p>	<p><b>All About S</b></p>	<p><b>My 5 Senses TOUCH TEST</b></p> <p>Use the items given to you in the box that describes them best.</p> <p>bumpy      soft</p> <p>squishy      hard</p> <p>smooth</p>	
<p><b>MY STICKER 6s</b></p> <p>Use a dot marker to make 6s. Color the 6s.</p>	<p><b>Hop &amp; Count 6s</b></p> <p>Hop &amp; Count 6s</p> <p>music</p> <p>Hop &amp; Count 6s</p> <p>skunk</p> <p>the moon</p> <p>Hop &amp; Count 6s</p> <p>ice cream</p> <p>cactus</p> <p>mountains</p> <p>butterfly</p> <p>teddy bear</p>	<p><b>TRACE ME: 6</b></p> <p>Trace with your finger. Trace with a string, marker, or pipe.</p> <p><b>TRACE ME: 6</b></p>	<p><b>I Have 5 Senses Matching</b></p> <p>Using the senses cards, find each match below.</p> <p><b>I Have 5 Senses Matching</b></p>	<p><b>My RAINBOW ROWS</b></p> <p>Color the rainbow.</p> <p>red</p> <p>orange</p> <p>yellow</p>	<p><b>Things That Begin With S</b></p> <p>Draw a picture of something that begins with S.</p> <p>sandwich</p> <p>star</p> <p><b>Things That Begin With S</b></p>	<p><b>Can you match it? COLORS</b></p> <p>Look at each picture and draw a dot to its matching color.</p>
<p><b>Q-TIP TRACING</b></p> <p>Use a Q-tip to trace the numbers.</p> <p>1 2 3 4</p> <p>5 6 7</p> <p><b>Q-TIP TRACING</b></p> <p>1 2 3 4 5</p> <p>6 7 8 9 10</p>	<p><b>Can you match it? SENSES</b></p> <p>Look at each sense picture and draw a line to its matching body part.</p> <p>Can you match it? SENSES</p> <p>taste</p> <p>hearing</p> <p>smell</p> <p>touch</p> <p>sight</p>	<p><b>FIND &amp; SORT COLORS</b></p> <p>Use the color of the items given to you to begin your ABCs. Sort the items by color.</p> <p>blue      green</p> <p>yellow      red</p> <p>orange      black</p>	<p><b>TOUCH or DO NOT TOUCH</b></p> <p>Color the things you DO touch. Color the things you do NOT touch with colored paper.</p> <p>crayon      cactus      apple</p> <p>bee      firework      ball</p> <p>flower      drum      candle</p>	<p><b>BLINDFOLD Smell Test</b></p> <p>Sniff each cup with your blindfolded and then color the cup a color of what it is. Color the number of your guess on the right. How happy or sad are you to show whether you feel your guess?</p> <p>Cup 1</p> <p>Cup 2</p> <p>Cup 3</p> <p>Cup 4</p> <p>Cup 5</p>	<p><b>STRING ME: S</b></p> <p>String the beads to make the letter S.</p> <p><b>Ss</b></p> <p>S S S S S S</p>	<p><b>20</b></p> <p>activities</p> <p>each</p> <p>week!</p>

# Week Three

August & September Themes: colors, all about me, the five senses, apples

<p><b>GUESS What Is in the Bag!</b></p> <p>MY GUESS: MY GUESS WAS: MY GUESS WAS:</p>	<p><b>FINGER PAINTING: K</b></p> <p><b>FINGER TRACING: K</b></p>	<p><b>COLORFUL K: Find &amp; Color</b></p> <p>Let me find 4 or 6 items below that are about your appearance or items that you use that start with the letter K. Color each K with a different color.</p>	<p><b>My FAVORITE Color</b></p> <p>Color this box your favorite color.</p> <p>What other things are this color? Can you think of 4 things that are this color? Draw a picture of 4 things that are this color.</p>	<table border="1"> <tr><td>w</td></tr> <tr><td>K</td></tr> <tr><td>R</td></tr> <tr><td>k</td></tr> <tr><td>k</td></tr> <tr><td>K</td></tr> <tr><td>Y</td></tr> </table> <table border="1"> <tr><td>4</td></tr> <tr><td>1</td></tr> <tr><td>2</td></tr> <tr><td>3</td></tr> <tr><td>1</td></tr> </table>	w	K	R	k	k	K	Y	4	1	2	3	1	<p><b>I Am Special!</b></p>	<p><b>My Spice Name</b></p> <p>Fill a paper cup with water. Use your name to trace around the rim. Trace and color with food color and paint to make your own spice name. Do you like the smell?</p>																																		
w																																																				
K																																																				
R																																																				
k																																																				
k																																																				
K																																																				
Y																																																				
4																																																				
1																																																				
2																																																				
3																																																				
1																																																				
<p><b>GLUE ME: I</b></p>	<p><b>Hop &amp; Stand: Numbers 0-7</b></p> <p><b>Hop &amp; Stand: Numbers 0-7</b></p>	<p><b>FINGER PAINTING: I</b></p> <p><b>FINGER TRACING: I</b></p>	<p><b>K is for Key</b></p>	<p><b>What I Like to TOUCH</b></p>	<p><b>Things That Begin With K</b></p>	<p><b>2D Shapes Color Matching</b></p> <p><b>2D Shapes Color Matching</b></p>																																														
<p><b>I can SMELL my name!</b></p>	<p><b>THE LETTERS IN MY NAME</b></p> <p>Write my name in the boxes below.</p> <table border="1"> <tr><td>A</td><td>B</td><td>C</td><td>D</td><td>E</td></tr> <tr><td>F</td><td>G</td><td>H</td><td>I</td><td>J</td></tr> <tr><td>K</td><td>L</td><td>M</td><td>N</td><td>O</td></tr> <tr><td>P</td><td>Q</td><td>R</td><td>S</td><td>T</td></tr> <tr><td>U</td><td>V</td><td>W</td><td>X</td><td>Y</td><td>Z</td></tr> </table>	A	B	C	D	E	F	G	H	I	J	K	L	M	N	O	P	Q	R	S	T	U	V	W	X	Y	Z	<p><b>Make a Paper Bag Kite</b></p> <ol style="list-style-type: none"> <li>Add the top of the paper bag (the opening side) down from inches to make a thicker layer.</li> <li>Decorate the bag!</li> <li>Use the bag flap and folded punch-hole (or make a hole with a pencil/compass) at the top of the bag (where it is folded) through both sides of the bag.</li> <li>Use a string to connect both holes.</li> <li>Use a string to the middle of the string that connects both holes.</li> <li>Use a string to hold when running and flying your kite. Go fly your kite!</li> </ol> <p><b>BONUS:</b> Kite starts with K. Can you decorate your paper bag kite with a bunch of letter K's?</p>	<p><b>The COLORS of ME</b></p> <p>Color each body part the color that matches you.</p>	<p><b>Words That Start With K Matching</b></p> <p>Using the K words cards, find each match below.</p> <p><b>Words That Start With K Matching</b></p>	<p><b>I can make NEW colors!</b></p> <p>Color using finger painting.</p> <table border="1"> <tr><td>white</td><td>+</td><td>blue</td><td>=</td><td></td></tr> <tr><td>blue</td><td>+</td><td>red</td><td>=</td><td></td></tr> <tr><td>white</td><td>+</td><td>red</td><td>=</td><td></td></tr> <tr><td>red</td><td>+</td><td>white</td><td>=</td><td></td></tr> </table>	white	+	blue	=		blue	+	red	=		white	+	red	=		red	+	white	=		<p><b>20 activities each week!</b></p>
A	B	C	D	E																																																
F	G	H	I	J																																																
K	L	M	N	O																																																
P	Q	R	S	T																																																
U	V	W	X	Y	Z																																															
white	+	blue	=																																																	
blue	+	red	=																																																	
white	+	red	=																																																	
red	+	white	=																																																	



# Week Five

August & September Themes: colors, all about me, the five senses, apples

**Move & Count D**  
Cut out the cards below and put them in any order. Complete each movement as many times as the number shown on the card.

4	High jumps
8	Head up
7	Stretching
9	High jumps
10	Head up
6	Head up

**FINGER PAINTING: A**  
The big finger paint and trace with A.  
FINGER TRACING: A

**COLORFUL 8: Find & Color**  
Let all the 8's below and color them around your picture or theme from the page. You can find 8's, color or trace them later with all of the 8's you color.

**A is for Apple**  
A large outline of an apple for coloring.

**I would like**  
A grid for writing preferences.

**I know how an apple grows!**  
A diagram showing the stages of an apple's growth: 1. seeds, 2. sprout, 3. sapling, 4. blossom, 5. tree, 6. apple.

**Apple Pie PLAY DOUGH**  
1 cup all-purpose flour  
2 tbsp cream of tartar  
1/2 cup salt  
1 tbsp oil (vegetable, coconut, etc.)  
1 cup boiling water  
1 tbsp Apple Pie Spice  
1 tsp cinnamon  
red food coloring if desired

- Add all dry ingredients to a large bowl and stir.
- Add boiling water.
- Mix and knead until a ball is formed.
- Let cool for about 10 minutes.
- Store in an airtight container.

Can you make the following numbers with your play dough?  
3 5 6 8

**8** **6** **K** **A** **P**

**DOT IT** Letter A  
A grid of letters for dot-marker activity.

**Words That Start With A**  
A grid of words for coloring and dot-marker activity.

**Can you match it? APPLES**  
A matching activity with pictures of apples.

**Big A & Little a** Watercolor Maze  
A maze activity with letters A and a.

**CAN YOU MAKE THESE BODY PARTS?**  
A drawing of a mouth and a hand.

**CAN YOU MAKE THESE BODY PARTS?**  
A drawing of an eye and a foot.

**How many seeds? COUNT & COLOR**  
A counting and coloring activity with apple seeds.

**Apple Print Stamping**  
A stamping activity with an apple.

**My Apple Orchard**  
A drawing of an apple orchard.

**Apple Counting Clip Cards**  
A counting activity with apples.

**Apple Counting Clip Cards**  
A counting activity with apples.

**GLUE ME: 8**  
A large number 8 for a glue activity.

20 activities each week!

# Many Options for Differentiation!

**Q-TIP TRACING: F**

Trace each letter F with a Q-Tip. How many different colors can you use?

**Q-TIP TRACING: F**

Trace each letter F with a Q-Tip. How many different colors can you use?

**DOT IT NUMBER 2**

Using a dot marker, dot all numbers or arrows, color each number 2.

**DOT IT NUMBER 2**

Using a dot marker, dot all numbers or arrows, color each number 2.

**Q-TIP TRACING: 2**

Trace each number 2 with a Q-Tip. How many different colors can you use?

**Q-TIP TRACING: 2**

Trace each number 2 with a Q-Tip. How many different colors can you use?

**TRACE ME: S**

1 Trace with your finger. 2 Trace with a compass, marker, or pen.

**TRACE ME: S**

1 Trace with your finger. 2 Trace with a compass, marker, or pen.

**TRACE ME: 6**

1 Trace with your finger. 2 Trace with a compass, marker, or pen.

**TRACE ME: 6**

1 Trace with your finger. 2 Trace with a compass, marker, or pen.

**I Have 5 Senses Matching**

Using the sense cards, find each match below.

**I Have 5 Senses Matching**

Using the sense cards, find the part of the picture that matches each card below.

**Things That Begin With S**

Sponge painting

**Things That Begin With S**

Paint the things that begin with S. (SHEET)

**Q-TIP TRACING**

Trace each number 1-4 with a Q-Tip.

**Q-TIP TRACING**

Trace each number 1-10 with a Q-Tip.

**Can you match it? SENSES**

Look at each sense picture and draw a line to its matching body part.

**Can you match it? SENSES**

Look at each sense picture and draw a line to its matching body part.

# Many Options for Differentiation!

**FINGER TRACING: K**  
Do your finger in a part and trace each letter. (The same different colors are on each!)  
K K  
k k

**FINGER TRACING: K**  
Do your finger in a part and trace each letter. (The same different colors are on each!)  
K K K  
K K K

**FINGER TRACING: I**  
Do your finger in a part and trace each letter. (The same different colors are on each!)  
I I I I I  
I I I I I

**FINGER TRACING: I**  
Do your finger in a part and trace each letter. (The same different colors are on each!)  
I I I I I  
I I I I I

**2D Shapes Color Matching**  
Using the colored 2D shape cards, find each match below.

**2D Shapes Color Matching**  
Using the 2D colored shape cards, find the part of the picture that each matches each card below.

**Words That Start With K Matching**  
Using the K word cards, find each match below.

**Words That Start With K Matching**  
Using the K word cards, find the part of the picture that each matches each card below.

**FINGER TRACING: P**  
Do your finger in a part and trace each letter. (The same different colors are on each!)  
P P  
p p

**FINGER TRACING: P**  
Do your finger in a part and trace each letter. (The same different colors are on each!)  
P P P  
P P P  
p p p

**Words That Start With P Matching**  
Using the P word cards, find each match below.

**Words That Start With P Matching**  
Using the P word cards, find the part of the picture that each matches each card below.

**Colorful Body Parts**  
Do your finger in a part and trace each letter. (The same different colors are on each!)  
face orange mouth red hands purple eyes blue feet yellow legs green shoulders pink hair black chest white ears yellow nose green

**Colorful Body Parts**  
Do your finger in a part and trace each letter. (The same different colors are on each!)  
face orange mouth red hands purple eyes blue feet yellow legs green shoulders pink hair black chest white ears yellow nose green

**Colorful Body Parts**  
Do your finger in a part and trace each letter. (The same different colors are on each!)  
face orange mouth red hands purple eyes blue feet yellow legs green shoulders pink hair black chest white ears yellow nose green

**FINGER TRACING: A**  
Do your finger in a part and trace each letter. (The same different colors are on each!)  
A A  
a a






**FINGER TRACING: A**  
Do your finger in a part and trace each letter. (The same different colors are on each!)  
A A A  
A A A  
a a a

**DOT IT** Letter A  
Using a dot marker, dot 10 letters, or more, color each letter A.







**DOT IT** Letter Aa  
Using a dot marker, dot 10 letters, or more, color each letter Aa.

# Many Options for Differentiation!









**Words That Start With A Matching**  
Using the 8 word cards, find each match below.

**Words That Start With A Matching**  
Using the 8 word cards, find the part of the picture that each matches each card below.

**A Word Cards**

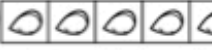




**Big A & Little a**  
Watercolor Maze  
Help the ant get to the apple by painting all the big **A**s and little **a**s to make a path.

start 	A	D	b
d	a	A	A
b	F	c	a
g	b	B	a
C	E	f	

**Big A & Little a**  
Watercolor Maze  
Help the ant get to the apple by painting all the big **A**s and little **a**s to make a path.

start 	b	C	f
a	G	c	F
A	A	H	K
B	A	a	a
e	d	h	A
I	i	g	A
k	D	j	

**How many seeds? COUNT & COLOR**  
Color the same number of seeds in each row as the number on the apple.

3	
5	
4	
1	
2	
4	

**How many seeds? COUNT & COLOR**  
Color the same number of seeds in each row as the number on the apple.

7	
6	
6	
4	
10	
6	