

What is included?

This LETTER SUITCASE pack includes the following activities:

- a SCOOT game
- Brain Bubbles pack
- Roll, Read, and Cover Games
- Identify and Sort pack
- Read and Highlight pack
- Fast Fluency pack
- Suitcase Superstar
Progress Map



TWO SCOOT GAMES

-TASK CARDS AND 2 RECORDING SHEETS-



Students will circle the matching lowercase letter as the uppercase letter seen on the task card.

*Can be played as many times as desired

I KNOW MY LETTERS SCOOT (GREEN VERSION)

Using the number task cards, circle the lowercase letter that matches the uppercase letter you see on each card.



1 w	2 u	3 a k
4 f	5 T	6 l x
7 x v	8 G	v
10 f r	z	w
13 a c	L	d b
16 i j	u y	18 f j



I KNOW MY LETTERS SCOOT (BLUE VERSION)

Using the number task cards, circle the lowercase letter that matches the uppercase letter you see on each card.

1 h	2 j c	3 b i a
4 m r	5 .	6 l
7 p o	1 H	-
10 j k	2 B	r
13 e f	14 c	l
16 e r	17 t	3 A



BRAIN BUBBLES

STUDENTS WILL COLOR IN THE MATCHING LETTERS CIRCLES AND THEN TRACE THE ANSWER ON THE RIGHT.

Brain Bubbles: Identifying LETTERS
Identify the letter in the box on the left. Next coloring in all the bubbles that match it's letter (uppercase & lowercase). Last, practice tracing the letter.

	Bubble It	Write It
C	(c) (c) (d) (o)	(C) (c)
V	(p) (v) (c) (d)	(V) (v)
B	(B) (g) (b) (c)	(B) (b)
S	(h) (S) (s) (S)	(S) (s)
f	(F) (f) (t) (f)	(f) (F)
e	(e) (n) (E) (E)	(e) (E)
g	(d) (G) (g) (S)	(g) (G)
n	(n) (m) (N) (P)	(n) (N)

-9 PAGES-

Brain Bubbles: Identifying LETTERS
Identify the letter in the box on the left. Next coloring in all the bubbles that match it's letter (uppercase & lowercase). Last, practice tracing the letter.

	Bubble It	Write It
W	(n) (W) (W) (f)	(W) (w)
Q	(q) (x) (q) (Q)	(Q) (q)
S	(t) (s) (z) (s)	(S) (s)
E	(E) (i) (e) (t)	(E) (e)
Z	(Z) (z) (z) (u)	(Z) (z)
R	(r) (A) (R) (x)	(R) (r)
X	(x) (x) (l) (B)	(X) (x)
m	(m) (m) (g) (M)	(m) (M)

Brain Bubbles: Identifying LETTERS
Identify the letter in the box on the left. Next coloring in all the bubbles that match it's letter (uppercase & lowercase). Last, practice tracing the letter.

	Bubble It	Write It
T	(n) (T) (T) (f)	(T) (t)
p	(p) (P) (c) (g)	(p) (P)
Y	(y) (q) (Y) (X)	(Y) (y)
I	(u) (L) (o) (l)	(I) (i)
i	(b) (l) (i) (i)	(i) (I)
n	(N) (x) (n) (u)	(n) (N)
U	(U) (c) (u) (p)	(U) (u)
q	(D) (q) (q) (Q)	(q) (Q)

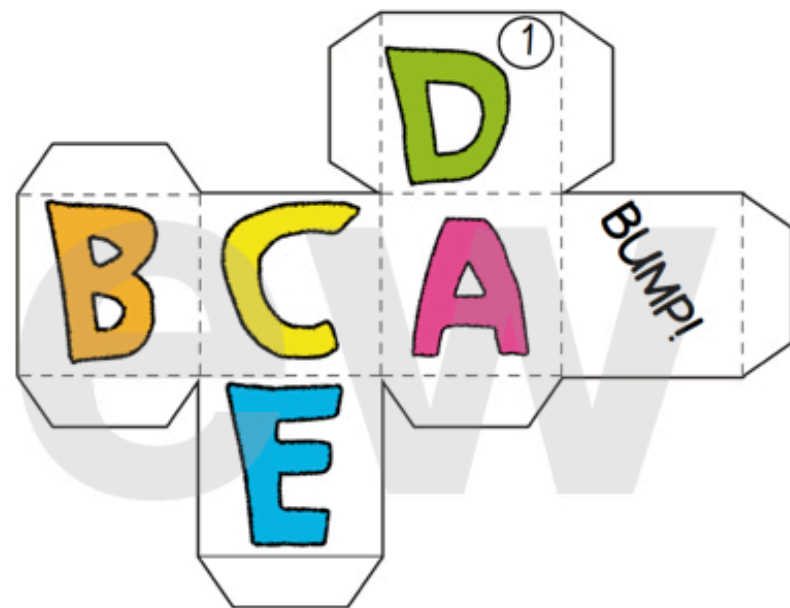
ROLL, READ, AND COVER GAMES

PARTNERS WILL ROLL THE DICE AND COVER THE BOARD. PLAYERS CAN "BUMP" ONE ANOTHER OFF THE BOARD. PLAYER WITH 4-IN-A-ROW FIRST WINS!

Roll, Read, & Cover: Letters ①

b	a	b	c	b
c	d	d	a	e
e	c	a	d	c
a	b	e	b	e
d	d	c	a	e

©2015 The First Life



-5 GAMES-

IDENTIFY AND SORT PACK

STUDENTS WILL CUT AND PASTE EACH LETTER ON TOP OF ITS MATCHING LETTER.

Identify & Sort: Letters
Identify the letter that matches the letter in the boxes. Paste the matching letter on top of its match.

UPPERCASE		lowercase	
A	B	e	f
C	D	g	h

a E c F
G b d H

©105 Use Kinder Life

Identify & Sort: Letters
Identify the letter that matches the letter in the boxes. Paste the matching letter on top of its match.

UPPERCASE		lowercase	
I	J	m	n
K	L	o	p






M i N O
j k l P

©105 Use Kinder Life

READ AND HIGHLIGHT PACK

STUDENTS WILL COLOR EACH PICTURE ACCORDING TO THE COLOR CODE AT THE TOP OF THE PAGE.





Read & Highlight: Letters
Highlight each word according to the key below.

Key:  green  blue  red  yellow  orange

A	B	D	C
C	E	A	E
D	C	D	B
A	A	B	A
E	D	C	D
C	B	A	B
C	E	E	B

©2015 The Writing Life

Read & Highlight: Letters
Highlight each word according to the key below.

Key:  green  blue  red  yellow  orange

F	G	H	I
H	J	F	H
G	G	I	H
J	F	G	G
I	H	J	G
F	H	F	J
I	J	I	I

FAST FLUENCY PACK

-STUDENTS WILL PRACTICE THE LETTERS IN EACH ROW AND TIME THEMSELVES USING A STOPWATCH OR SAND TIMER. *OR JUST ADD A STICKER EACH TIME THEY PRACTICE ALL 5 ROWS.

*WHEN THEY ARE FINISHED WITH FLUENCY, THEY WILL COLOR THE LETTERS OR WORDS USING THE COLOR CODE.

Fast Fluency: Letters ①

Read each of the rows below. Each time you read, record the time it took you to read. After reading, highlight each letter using the color key.

1	A	A	B	B	B	C	A	B
2	D	A	B	D	D	A	B	D
3	A	D	C	B	C	A	B	C
4	a	a	d	c	b	a	b	c
5	c	b	c	c	a	b	c	a

Try #	Time
1	
2	
3	
4	





Find
Aa
Bb
Cc
Dd

Fast Fluency: Letters ②

Read each of the rows below. Each time you read, record the time it took you to read. After reading, highlight each letter using the color key.

1	E	F	G	E	H	G	E	F
2	F	G	H	H	F	E	G	E
3	F	H	G	G	g	h	e	f
4	e	e	f	f	g	h	f	g
5	f	g	g	h	f	e	f	g

Try #	Time
1	
2	
3	
4	

Find and Color
Ee  blue
Ff  yellow
Gg  red
Hh  green

SUITCASE SUPERSTAR MAP

STUDENTS CAN TRACK WHICH ACTIVITIES THEY HAVE COMPLETED IN EACH SUITCASE USING THIS MAP.

I am a reader!
Suitcase Superstar Map

Brain Bubbles-
blue

Identify, Label, &
Sort- orange

Read & Highlight-
yellow

Fast Fluency-
green

Comprehension
Stories- red

Name: _____

©2015 The Orderly Life

*I hang these in my classroom and also have students keep a copy of this map in their literacy notebooks.