

# 14 Activities Included!

## DIRECTIONS

*tips, tricks, and differentiation*

Use ANY combination or ALL of the following activities to plan your 100th day of school!

Build a 100 Chart Pages 5-9	Help your students build a 100 chart! Students can do this as a whole group or in small groups. <b>DIFFERENTIATION IDEAS</b> -Print each group of 25 on different colored paper -Instead of cutting out each square, cut out each row and leave squares in a group of five to help guide students. -Cut out the Option Row Guides to help students organize the numbers needed for each row.
If I had \$100... If I was 100 years old... WRITING ACTIVITIES Pages 10-13	Use these writing pages after a discussion of the prompt with students. These are great for a bulletin board! <b>DIFFERENTIATION IDEAS</b> -Read a book that relates to the topic before writing -Pick from the different templates to meet student needs.
I can count 100 things! Pages 14-15	Using a small item like Cheerios, Fruit Loops, buttons, etc. Have students place an item in each box to count to 100. <b>DIFFERENTIATION IDEAS</b> -Use the blank 100 chart and have students fill in the numbers before using or use the chart already filled in. -Give students yarn and have them string these items to make a necklace after counting.
What's Missing? Pages 16-18	Have students fill in the 100 chart and then solve the joke by using the letters found in the matching number boxes at the bottom. <b>DIFFERENTIATION IDEAS</b> -Use the 100 chart that best fits the needs of each student. -Give early finishers more than one 100 chart to complete.

It's the 100th Day! SCOOT Pages 19-24	Students will practice counting to 100 by figuring out the missing number on each task card. Students will use the recording sheet to write the answer in each letter box. <b>DIFFERENTIATION IDEAS</b> -Place each task card in a different part of the room and have students "SCOOT" around the room to find each card in any order. -Tape these cards to the wall in different places and student "Write the Room" by walking around to solve each task card in any order. -Partner students up to help struggling students.
This year has been a-MAZE-ing! Pages 25-26	Using these two pages, students will color the boxes in order from 1-50 and 51-100 to complete each maze. <b>DIFFERENTIATION IDEAS</b> -Partner students up. -Only give students one maze instead of two mazes.
I can find 100 words! Pages 27-28	Using books in your classroom library, students will find 10 words for each letter listed on the left. They will write each word in a box. <b>DIFFERENTIATION IDEAS</b> -Partner students up. -Give some students one page and some two pages.
100th Day of School HOME PROJECT Page 29	Using the parent letter, ask students to bring in a collection to discuss on the 100th day. <b>IDEAS</b> -Display student projects some where in your classroom after students share them.
Would you rather? Partner Interview Page 30	Partner students up and ask students to interview one another asking them "Would you rather?" questions. Students will color the rectangles according to the answer their partner gives. <b>DIFFERENTIATION IDEAS</b> -Create an anchor chart before starting this activity. Ask students to name one thing they would LIKE 100 of and one thing they WOULD NOT like 100 of. -Read aloud the choices together on this page if needed.

100th Day of School SNACK Pages 31-34	Using the parent letter (or bring in the items yourself), help your students create a snack containing 100 items counted in groups of ten. Use the sorting mat to help students organize their groups of ten before putting them in a ziplock bag and stapling the label on top. <b>DIFFERENTIATION IDEAS</b> -If you have food restrictions, show students that they can pick 20 of an item to make up for the 10 items they will not be putting in their bag. -EDITABLE versions available in the Powerpoint file.
Nonfiction Animal Books (3) Pages 35-37	Use any of the books or all. Students will fold the page in fours to create the book. Assist students in reading the paragraph in the beginning of the book. The information in this paragraph will help students fill in the blanks on the rest of the pages. <b>DIFFERENTIATION IDEAS</b> -Complete these books in small groups or as a whole class.
When I'm 100... Adjective Book Page 38	Review adjectives before asking students to fill in the blanks in the booklet. Students will fold the page in fours to create the book. <b>DIFFERENTIATION IDEAS</b> -Complete these books in small groups or as a whole class.
100th Day of School Hat Pages 39-40	Use the version of this hat that best fits the needs of your students. This is a just a fun way to end the day!
Happy 100th Day of School Reward Puzzle Pages 41-44	You will copy one page of the puzzle pieces (page 41 or 43) for each student. Cut out the pieces using a paper cutter and sort them into a pile of each piece so that you are prepared to hand out the same piece at a time. I put each pile in a different ziplock bag and paperclip them onto the activity they will be used as a reward with. When planning your day, decide whether you will be completing 9 activities or 12. If you complete 9 different activities, print pages 41/42. If you complete 12, print pages 43/44. These activities can be the ones listed in this pack or other simple things like finishing a class read aloud. After each activity, you will reward each student with a puzzle piece. At the end of the day, they will solve the puzzle, glue down the squares in their correct spot, and color!

differentiation ideas

included for ALL activities

# TASK CARDS

IT'S THE 100TH DAY! Scoot

Name: \_\_\_\_\_

A	B	C	D
E	F	G	H
I	J	K	L
M	N	O	P
Q	R	S	T

55, \_\_, 57

A

80, 81, \_\_

B

\_\_, 38, 39

C

60, \_\_, 62

G

\_\_, 77, 78

3, 4, \_\_

E

97, 98, \_\_

I

77, 78, \_\_

M

30, \_\_, 32

N

44, \_\_, 46

K

\_\_, 69, 70

O

11, 12, \_\_

O

40, \_\_, 42

84, \_\_, 86

S

27, 28, \_\_

T

IT'S THE 100TH DAY! Scoot

Name: \_\_\_\_\_

ANSWER KEY

A	B	C	D
56	82	37	19
E	F	G	H
5	99	61	76
I	J	K	L
99	10	45	49
M	N	O	P
79	31	13	41
Q	R	S	T
68	17	85	29



# WHAT'S MISSING

## MYSTERIES

**What's MISSING?** Fill in the missing numbers and then solve the code below by finding the letters that match each number.

Name \_\_\_\_\_

1	2	3	4	5	6	7	8	9	10
11	12	13	14	15	16	17	18	19	20
21	22	23	24	25	26	27	28	29	30
31	32	33	34	35	36	37	38	39	40
41	42	43	44	45	46	47	48	49	50
51	52	53	54	55	56	57	58	59	60
61	62	63	64	65	66	67	68	69	70
71	72	73	74	75	76	77	78	79	80
81	82	83	84	85	86	87	88	89	90
91	92	93	94	95	96	97	98	99	100

What has four wheels and flies?  
 \_\_\_\_\_ 22 67 14 91 67 22 8

**What's MISSING?** Fill in the missing numbers and then solve the code below by finding the letters that match each number.

Name \_\_\_\_\_

1	2	3	4	5	6	7	8	9	10
11	12	13	14	15	16	17	18	19	20
21	22	23	24	25	26	27	28	29	30
31	32	33	34	35	36	37	38	39	40
41	42	43	44	45	46	47	48	49	50
51	52	53	54	55	56	57	58	59	60
61	62	63	64	65	66	67	68	69	70
71	72	73	74	75	76	77	78	79	80
81	82	83	84	85	86	87	88	89	90
91	92	93	94	95	96	97	98	99	100

Which school supply is king of the classroom?  
 \_\_\_\_\_ 7 92 13 70 7

**What's MISSING?** Fill in the missing numbers and then solve the code below by finding the letters that match each number.

Name \_\_\_\_\_

1	2	3	4	5	6	7	8	9	10
11	12	13	14	15	16	17	18	19	20
21	22	23	24	25	26	27	28	29	30
31	32	33	34	35	36	37	38	39	40
41	42	43	44	45	46	47	48	49	50
51	52	53	54	55	56	57	58	59	60
61	62	63	64	65	66	67	68	69	70
71	72	73	74	75	76	77	78	79	80
81	82	83	84	85	86	87	88	89	90
91	92	93	94	95	96	97	98	99	100

How does the ocean say hello?  
 \_\_\_\_\_ 79 51 8 26 85 50 92

if i HAd \$ 100

**TWO  
VERSIONS**

IF I HAD \$100..

IF I HAD \$100..

NAME:

# WHEN I'M 100 YEARS OLD

**TWO  
VERSIONS**

When I'm 100 years old

When I'm 100 years old..

NAME:

NAME:

PREVIEW!



# Counting 100 items

CHALLENGE  
VERSION

I CAN COUNT 100 THINGS!

Name: \_\_\_\_\_



I CAN COUNT 100 THINGS!

Name: \_\_\_\_\_

1	2	3	4	5	6	7	8	9	10
11	12	13	14	15	16	17	18	19	20
21	22	23	24	25	26	27	28	29	30
31	32	33	34	35	36	37	38	39	40
41	42	43	44	45	46	47	48	49	50
51	52	53	54	55	56	57	58	59	60
61	62	63	64	65	66	67	68	69	70
71	72	73	74	75	76	77	78	79	80
81	82	83	84	85	86	87	88	89	90
91	92	93	94	95	96	97	98	99	100

I CAN COUNT 100 THINGS!

Name: \_\_\_\_\_

	4	5	6	7	8	9	10		
11	12	13	14	15	16	17	18	19	20
21	22	23	24	25	26	27	28	29	30
31	32	33	34	35	36	37	38	39	40
41	42	43	44	45	46	47	48	49	50
51	52	53	54	55	56	57	58	59	60
61	62	63	64	65	66	67	68	69	70
71	72	73	74	75	76	77	78	79	80
81	82	83	84	85	86	87	88	89	90
91	92	93	94	95	96	97	98	99	100

# Build A 100

# CHART

1	2	3	4	5
6	7	8	9	10

optional row guides

1-10	11-20
21-30	31-40
41-50	51-60
61-70	71-80
81-90	91-100

1	2	3	4	5
6	7	8	9	10
11	12	13	14	15
16	17	18	19	20

26	27	28	29	30
31	32	33	34	35
36	37	38	39	40
41	42	43	44	45
46	47	48	49	50

51	52	53	54	55
56	57	58	59	60
61	62	63	64	65
66	67	68	69	70
71	72	73	74	75
76	77	78	79	80
81	82	83	84	85
86	87	88	89	90
91	92	93	94	95
96	97	98	99	100



# COUNTING TO 100 MAZES

## THIS YEAR HAS BEEN A-MAZE-ING 1


Help Dayvon get to his 100th celebration cake by coloring the numbers in order from 1-50 starting at Dayvon.

	6	9	5	6
1	2	3	4	1
7	8	10	9	8
15	13	12	10	7
18	17	16	15	14
19	13	31	32	33
20	21	30	27	30
17	22	29	22	29
27	23	28	23	43
20	24	27	25	40
28	25	26	44	45

Name: \_\_\_\_\_

## THIS YEAR HAS BEEN A-MAZE-ING 2

Help Miranda get to her 100th celebration party hat by coloring the numbers in order from 51-100 starting at Miranda.

	55	56	77	74	75	76
51	54	57	58	73	82	81
52	61	60	71	72	77	74
53	62	59	70	83	82	81
54	57	58	69	84	89	79
55	63	70	68	85	86	87
56	64	69	67	88	91	90
57	58	59	66	93	92	96
54	55	60	65	94	90	98
68	65	61	64	95	96	97
67	66	62	63	67	92	94

Name: \_\_\_\_\_


## THIS YEAR HAS BEEN A-MAZE-ING 2

Help Miranda get to her 100th celebration party hat by coloring the numbers in order from 51-100 starting at Miranda.

	55	56	77	74	75	76	77
51	54	57	58	73	82	81	78
52	61	60	71	72	77	74	79
53	62	59	70	83	82	81	80
54	57	58	69	84	89	79	85
55	63	70	68	85	86	87	88
56	64	69	67	88	91	90	89
57	58	59	66	93	92	96	95
54	55	60	65	94	90	98	97
68	65	61	64	95	96	97	100
67	66	62	63	67	92	94	

Name: \_\_\_\_\_






I CAN FIND 100 WORDS!

By looking in books, find 10 DIFFERENT words starting with the letter on the left and write each word in a box. Continue until you have found 100 words.

1

Name: \_\_\_\_\_


I CAN FIND 100 WORDS!

By looking in books, find 10 DIFFERENT words starting with the letter on the left and write each word in a box. Continue until you have found 100 words.

2

Name: \_\_\_\_\_


# i CAN find 100 words



# 100th day of school -HOME PROJECT-

Dear Family,

We will be celebrating the 100th day of school on \_\_\_\_\_!

Part of our celebration will involve sharing a collection of 100 things brought from home. Please help your child collect 100 small items to share during our celebration.

Please help your child count these items. Your child can bring these items in a bag, jar, box, or glued to paper if applicable.

Here are some ideas:

- 100 buttons
- 100 small rocks
- 100 M&Ms
- 100 stickers
- 100 Cheerios

Encourage your child to be creative and HAVE FUN!  
Please send your child's project to school by \_\_\_\_\_

Thank you for your support!  
Sincerely,



# HOME PROJECT -PARENT Letter-

PREVIEW




# PREVIEW

## WOULD YOU RATHER? PARTNER INTERVIEW

**WOULD YOU RATHER?**  
PARTNER INTERVIEW

Interview a partner. Ask them what rectangle they would RATHER in each set of two. Color their answers. At the bottom, draw a picture of something else your partner would like a 100 of.

 Name: \_\_\_\_\_

I interviewed \_\_\_\_\_

eat 100 carrots	eat 100 apples
have 100 days of sunshine	have 100 days of snow
wash 100 cars	plant 100 flowers
see 100 spiders	see 100 rats
have 100 cavities	have 100 slivers
have 100 books	have 100 puzzles
My partner would like to have 100 _____	

# 100th day SNACK

## 100th Day of School -SNACK-

Dear Family,  
As we approach the 100th day of school,

we are planning on celebrating in a number of ways. As a part of our 100th day celebration, we are going to create a snack container. This activity will ask your child to perform a variety of learning tasks:

- counting by 10s
- sorting
- teamwork and problem solving

In order to create this snack, we would like you to donate the following (circle the items you would like to donate):

- gummy bears
- Goldfish crackers
- mini marshmallows
- M&Ms
- Cheerios
- animal crackers
- Teddy Grahams
- pretzel sticks


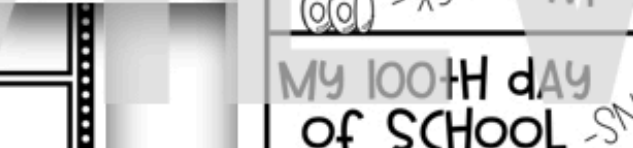
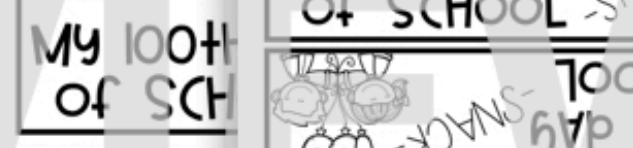
Please send your snack container to:



\*If your child has any food allergies or restrictions, we can create a snack container excluding any of the items listed. Please don't hesitate to contact me if you have any questions about this.

100th day SNACK SORTING Mat

animal crackers	gummy bears	check
Teddy Grahams		M&Ms
Cheerios		
Goldfish crackers	Rice Chex	Mini Marshmallows





# PARTY HAT CIRCLES



Cut out and attach to the front of a sentence strip or long piece of construction paper to fit your student's head.


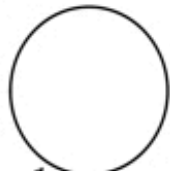





Use these hats for students you know can count to 100. Students can also earn these hats anytime throughout the year. Cut out and attach to the front of a sentence strip or long piece of construction paper to fit your student's head.



# NONFICTION MINI BOOKS

<p>A tortoise has the same lifespan as a _____ and some can live from _____ to _____ years.</p>	<p>A tortoise does not have _____ leaves. _____ fruits, flowers, and tree _____ and eat mainly grass, ferns, _____.</p> <p>Tortoises are herbivores _____ 150 years. _____ tortoises can live from 90 to _____ as humans and some _____! They have the same _____.</p> <p>Tortoises are amazing _____.</p>
	<p>Tortoises are amazing _____.</p>
<p>What they eat _____ where they live _____</p>	<p><b>A tortoise can live to be over 100!</b></p> 
<p>Tortoises are _____ and spend their entire lifespan living on _____.</p>	<p>By: _____</p>

<p>_____ and _____ have white on their _____ and _____.</p> <p>Their bodies are _____ over _____ years! _____ Some bowheads _____.</p>	<p>_____ and _____ have white on their jaw and belly. They have a patch on their tail that gets whiter with age.</p>
	<p>The bowhead is one of the world's longest-living animals. Some bowheads may live to over 200 years! They live in the Arctic Ocean and eat mainly plankton or other small fish.</p> <p>Bowheads are mostly blue and black, but have white on their jaw and belly. They have a patch on their tail that gets whiter with age.</p>
<p>_____ eat _____ where they live _____</p>  <p>planet Earth</p>	<p><b>A bowhead whale can live to be over 100!</b></p> 
<p>Bowheads live in the _____ and eat _____ and small _____.</p>	<p>By: _____</p>


<p>_____ or _____ is in the United States. _____ In _____, these fish are just as popular as a pet as a _____.</p>	<p>fish _____ aquatic plants or other small _____ them as a pet. They eat _____ large pond in order to keep _____ feet long, you will need a _____ these fish can grow up to 3 _____ over 200 years old. Because _____ A koi fish can live to be _____ States. _____ just as popular as a pet as a _____ In Japan, koi fish are _____.</p>
<p>label each animal</p> 	<p>_____ they eat _____ where they live _____</p>
<p>_____ they eat _____ where they live _____</p>	<p><b>A koi fish can live to be over 100!</b></p> 
<p>Koi fish can live to be _____ years. They can _____ up to _____ feet in length.</p>	<p>By: _____</p>



# REWARD PUZZLES

Students earn one puzzle piece for each activity the class completes. At the end of the day, students can paste their puzzle together and color it!

print one copy per student and then use paper cutter to organize each into a separate pile.  
(9 activities)



print one copy per student and then use paper cutter to organize each into a separate pile.  
(12 activities)

